

VOMS FLU PRE-BOOK PROCESS: CREATE, UPDATE, AND ADD ADDITIONAL DOSES

V05.2022



Utah Department of Health
**IMMUNIZATION
PROGRAM**
Immunize for healthy lives



Utah Department of
Health & Human Services
Population Health

Contents:

Introduction.....	Page 2
Manufacturer Links.....	Page 3
Links to AstraZeneca, GSK, Sanofi, & Seqirus USA Inc.	
Access VOMS.....	Page 4
Log into the USIIS portal and select the VOMS service	
Create Flu Pre-book.....	Page 5-6
Navigating the VOMS portal & create current Flu Pre-book..... 5	
Review and Submit Pre-book to State..... 6	
Modify/Update Pre-book.....	Page 7-12
Step by Step instructions for adding additional doses to your current Flu Pre-book..... 7	
Temperature Logs..... 8	
Log into the USIIS portal and select the VOMS service..... 9	
Access Pre-book..... 10	
Modify/Update Pre-book..... 11	
Re-submit Pre-book with changes..... 12	
Helpful Tips.....	Page 13
Helpful hints and tips	
Common Errors.....	Page 14
Common Errors and what they mean	
Useful Links & Questions.....	Page 15

Create, Update, Add vaccine to Flu Pre-book

V5.2022

- ✓ This guide will provide information and step-by-step instruction on how to create, update, and add flu vaccine to Flu Pre-book.
- ✓ Additional doses of flu can only be added once the original approved Flu Pre-book has been filled and complete.
- ✓ Flu Pre-books for the upcoming season are submitted earlier in the year to be included in the amounts requested from CDC.
- ✓ Doses requested are reviewed and may require adjustments before the Vaccine Management Team approves.
- ✓ Flu vaccine is sent in multiple shipments based on allocations received from McKesson.
 - Product will continue to ship until the Pre-book requested and approved doses are complete.
- ✓ You can request the Vaccine Management Team hold remaining Flu Pre-book doses to accommodate storage demands of your facility.
 - You must notify the Vaccine Management Team via email (vacteam@utah.gov) when you are ready to receive Flu vaccine shipments.

Manufacture Links:

If you want to learn about other flu vaccines available, included are links for Manufacturers that may be available on the CDC contract.

Not all products listed on sites may be available.

Links are for educational purposes only.

AstraZeneca

Flumist-Quadrivalent

GSK

Fluarix-Quadrivalent

FluLaval-Quadrivalent

Sanofi

Fluzone-Quadrivalent

Seqirus USA, Inc.

Flucelvax-Quadrivalent

Afluria-Quadrivalent

Access VOMS:

Log into USIIS (<https://apps.usiis.org>)



1. Enter your USIIS Provider ID

*If you are not sure of your USIIS Provider ID, use the Provider Name drop down list.

2. Enter your USIIS user name

3. Enter your USIIS password

4. Press Login

Provider ID	Provider Name
<input type="text"/>	Choose One
User Name	
<input type="text"/>	
Password	
<input type="text"/>	<input type="button" value="Login"/> <input type="button" value="Clear"/>

[Forgot password/username?](#)

*If you have validated your email address in USIIS, you can use the Forgot password/username feature. If you have not, you will need to submit a USIIS Help Desk ticket (801) 538-3440.

Select VOMS from the USIIS Services

5. Verify the Provider information is correct.

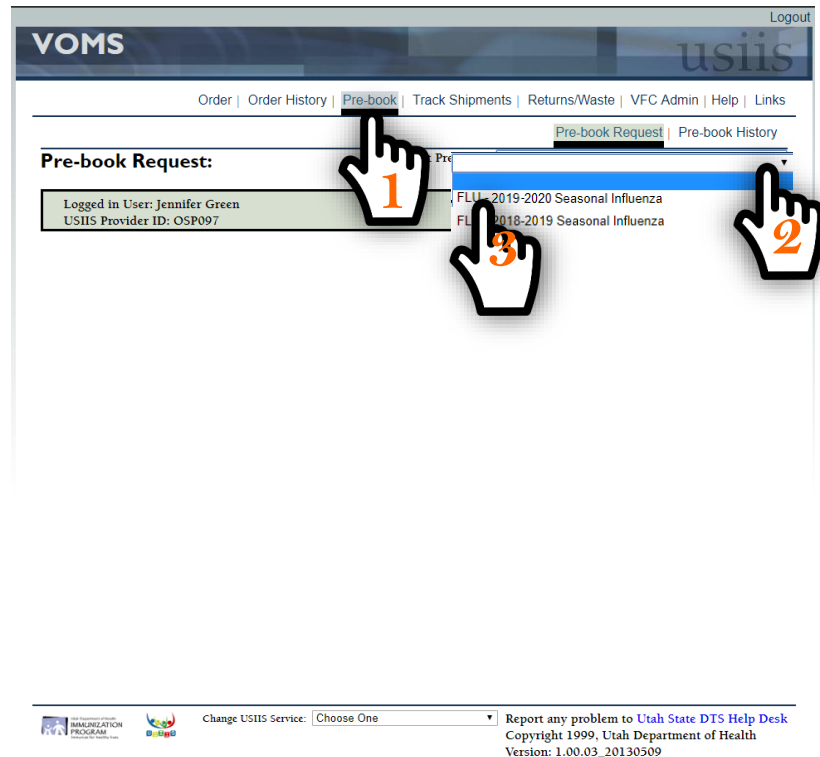
This important for those users who have access to multiple locations.

6. If everything is correct, select "VOMS" from the list of USIIS services.

**If you do not have VOMS listed as a service, contact the Immunization Program or the Vaccine Management Team.*

Create upcoming Flu Pre-book:

1. While on the VOMS Home Page, Select "Pre-book" .
2. click "Pre-book Request"
3. Select the upcoming pre-book from the drop down list.
 - Make sure you are selecting the correct season.
 - The upcoming pre-book will become available while the current pre-book is still open.
4. You will then be directed to the upcoming Flu Pre-book request.



5. Please note: Status, User Submitted, and Date Submitted.

6. Add products requesting for the upcoming flu season

- Limit products available in the Product drop down by selecting Age in Age indication list.
- You do not need to Age Indication.
- Choose product from the drop down Product list.
- Enter Quantity for upcoming season.

7. Click "Add/Update"

8. Repeat above steps to add all products to upcoming Pre-book

*Pre-book requests with a status of "Saved-Not submitted to State" cannot be viewed by the Vaccine Management Team and will not receive flu shipments.

Add additional doses to your current Flu Pre-book:

VOMS Logout

Order | Order History | **Pre-book** | Track Shipments | Returns/Waste | VFC Admin | Help | Links

[Pre-book Request](#) | [Pre-book History](#)

Pre-book Request: FLU Select Pre-Book: FLU - 2019 - 2020 Seasonal Influenza

Logged in User: Jennifer Green
USIIS Provider ID: OSP097 Provider Name: UDOH IMMUNIZATION PROGRAM
VFC PIN: P-9998

2019-2020 Seasonal Influenza
Status: **Saved - Not submitted to State**
User Submitted: Jennifer Green
Date Submitted:

[Show/Hide Previous Pre-books.](#)

Suggested Pre-book Quantity: 10

Age Indication: All Age Groups *Products: Choose One *Quantity:

[Add/Update](#) [Clear](#)

Pre-book Item Id	Age Indication	NDC	Doses Requested	Doses Approved	Doses Filled		
195	6 - 35 mo	Fluzone * 5YR: * Qty 10 * 49281-0518-25	50	50	50		
194	3 yrs +	Fluarix * 5YR: * Qty 10 * 58160-0898-52	30	30	30		
242	3 yrs +	Fluzone * 5DV: * Qty 10 * 49281-0418-10	10	10	10		
188	3 yrs +	Fluzone * 5YR: * Qty 10 * 49281-0418-50	10	10	10		
189	6 mo +	FluLaval * 5YR: * Qty 10 * 19515-0909-52	20	20	20		

Total Doses Requested: 120

*Pre-book Quantity Reason: New Provider

*Pre-book Quantity Reason Description: New VFC Provider-estimate of VFC eligible patients.

[Submit to State](#) [Print Screen](#)

1. Verify all products are added and doses requested is correct.
2. If the Total Doses Requested exceeds the Suggested Pre-book Quantity:
 - Select a Pre-book Quantity Reason from the drop down list
 - Enter a Pre-book Quantity Reason Description.
 - You must select a reason and enter a description to activate the **Submit to State** button.
3. Click **Submit to State**

VOMS Logout

Order | Order History | **Pre-book** | Track Shipments | Returns/Waste | VFC Admin | Help | Links

[Pre-book Request](#) | [Pre-book History](#)

Pre-book Request: FLU Select Pre-Book: FLU - 2018-2019 Seasonal Influenza

Logged in User: Jennifer Green
USIIS Provider ID: OSP097 Provider Name: UDOH IMMUNIZATION PROGRAM
VFC PIN: P-9998

2019-2020 Seasonal Influenza
Status: **Submitted to State**
User Submitted: Jennifer Green
Date Submitted: 01/23/2019 09:31:14 AM

[Show/Hide Previous Pre-books.](#)

Suggested Pre-book Quantity: 10

Age Indication: All Age Groups *Products: Choose One *Quantity:

[Add/Update](#) [Clear](#)

Pre-book Item Id	Age Indication	NDC	Doses Requested	Doses Approved	Doses Filled		
195	6 - 35 mo	Fluzone * 5YR: * Qty 10 * 49281-0518-25	50	50	50		
194	3 yrs +	Fluarix * 5YR: * Qty 10 * 58160-0898-52	30	30	30		
242	3 yrs +	Fluzone * 5DV: * Qty 10 * 49281-0418-10	10	10	10		
188	3 yrs +	Fluzone * 5YR: * Qty 10 * 49281-0418-50	40		10		
189	6 mo +	FluLaval * 5YR: * Qty 10 * 19515-0909-52	20	20	20		

Total Doses Requested: 120

*Pre-book Quantity Reason: New Provider

*Pre-book Quantity Reason Description: New VFC Provider-estimate of VFC eligible patients.
Increase in VFC eligible patients.

[Print Screen](#)

8. The status of the Pre-book will update to show “**Submitted to State**” and the Date Submitted will reflect the current date.

9. The Vaccine Management Team will then review and approve or approve with changes your updated Flu Pre-book.

Again, Flu Pre-book requests with a status of “**Saved-Not submitted to State**” cannot be viewed by the Vaccine Management Team.

Any changes to your Flu Pre-book requires you to re-submit.

Steps to add additional Flu doses to Pre-book:

If you are not sure if you have doses remaining to ship on a Pre-book, we recommend viewing Pre-books using Pre-book History. This will allow you to view the Pre-book without initiating any changes.

1. Submit 30 days of temperatures
2. Once temperature logs are approved, log into the VOMS system.
3. Select “Pre-book”.
4. Then select “Pre-book Request”.
5. Select the current Flu Pre-book request from the drop down list.
6. Locate NDC for product requesting additional vaccine.
*Please note: Doses filled must be complete for the product requesting more doses.
7. Click the **blue** Pre-book Item Id for the product.
8. The product box field will populate, this is the field above the Pre-book order details.
9. The Pre-book will updated to “**Saved-Not submitted to State**”.
10. Update the Quantity to include new total doses requested.
*This total includes doses fill and the new doses needed. For example, if 10 doses were originally requested, approved, and filled. Now you need an additional 30 doses, the new quantity will be 40 doses.
11. Verify the product and quantity, IF correct, click “Add/Update”.
*Repeat above steps to add additional vaccine products.
12. You will need to add additional information to the Pre-book Quantity Reason Description if the Pre-book exceeds the Suggested Pre-book Quantity.
➤ You must add a description for the “Submit to State” button to become active.
*If you previously added a description, leave the original response. Add current date and additional information to why you are requesting additional doses.
13. Verify the Pre-book reflects all new quantities for the NDC Flu products you are adding additional vaccine to, if correct, click “Submit to State”.
14. If successful, the status of the Pre-book will update to read “**Submitted to State**” and show in green.
15. Email the Vaccine Management Team to notify them that changes/updates have were made to your Pre-book.

Temperature Logs:

As of January 1, 2018, temperatures are required documented on the Manual Temperature paper log.

Temperature logs, for Celsius and Fahrenheit, can be located on our [website](#).

Temperatures must be visually inspected and documented once daily, at the beginning of business hours.

To avoid delays in processing vaccine orders, make sure to include:

Reason you are sending your temperature log

Month/Year

Facility Name

The Unit Name

VFC Pin/USIIS ID

Staff name/initials

Min & Max temperatures

Note days your clinic is closed/observed a holiday

**Out-of-range temperatures required additional information. Documentation for all out-of-range temperatures must be submitted with the temperature log for vaccine orders.*

Celsius (°C) Temperature Log

FOR VFC ORDER

MONTH/YEAR: September-18

FACILITY NAME: Utah Dept of Health

UNIT: THERMO 4

VFC PIN/USIIS ID: P-9998 / OSP097

ANY TEMPERATURES OUTSIDE MANUFACTURER RANGE MUST BE ADDRESSED AND REPORTED.
Please submit Action Documentation with Temperature Logs.



FRIDGE						FREEZER						ACTION DOCUMENTATION		OUT OF RANGE TEMPS:
		Temp Range: 2.0 - 8.0° C		In Range?		Temp Range: ≤ -15.0° C		In Range?		If temps not in range, write where Incident Report, Plan of Action and Manufacturer Report are located.				
Day of Month	Time	Staff Initials	Min	Max	Y / N	Min	Max	Y / N		Senso Report	Troubleshoot			
1					Y / N			Y / N						
2	CLOSED				Y / N			Y / N						
3					Y / N			Y / N						
4	10:45	JO	3.0	8.0	Y / N			Y / N						
5	8:45	JO	4.5	6.7	Y / N			Y / N						
6	8:17	KT	4.6	5.0	Y / N			Y / N						
7	9:42	KD	4.6	4.9	Y / N			Y / N						
8					Y / N			Y / N						
9	CLOSED				Y / N			Y / N						
10	8:45	KT	4.6	5.0	Y / N			Y / N						

1. Store the vaccine under proper conditions according to Vaccine Management Plan, as quickly as possible and label "Do Not Use."

2. Calculate time vaccine was out of range from the last recorded in range temperature until the current time (or the time unit temperatures went back into range). * Identify worst case scenario. See Emergency Response Worksheet for additional information.

Access VOMS:

Log into USIIS (<https://apps.usiis.org>)



1. Enter your USIIS Provider ID


*If you are not sure of your USIIS Provider ID, use the Provider Name drop down list.

2. Enter your USIIS user name

3. Enter your USIIS password

4. Press Login

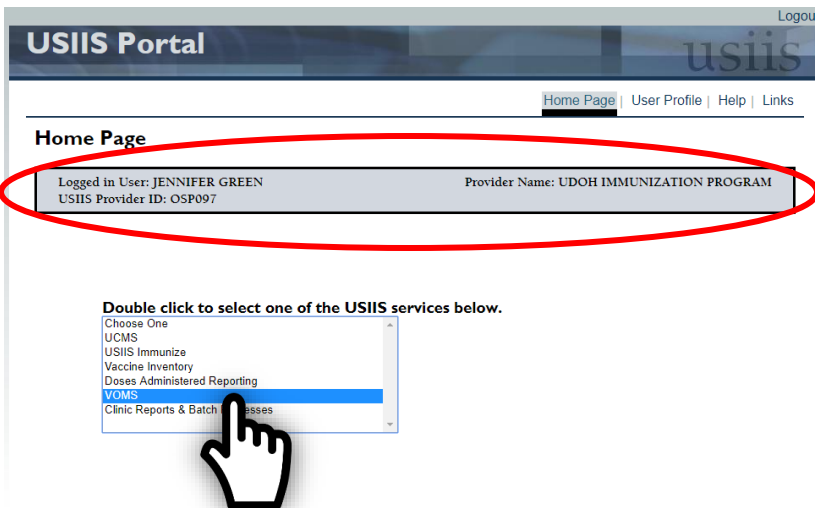
Provider ID	Provider Name
<input type="text"/>	<input type="text" value="Choose One"/>
User Name	
<input type="text"/>	
Password	
<input type="text"/>	<input type="button" value="Login"/> <input type="button" value="Clear"/>



[Forgot password/username?](#)

*If you have validated your email address in USIIS, you can use the Forgot password/username feature. If you have not, you will need to submit a USIIS Help Desk ticket (801) 538-3440.

Select VOMS from the USIIS Services



5. Verify the Provider information is correct.

This important for those users who have access to multiple locations.

6. If everything is correct, select "VOMS" from the list of USIIS services.

**If you do not have VOMS listed as a service, contact the Immunization Program or the Vaccine Management Team.*

Access current Flu Pre-book:

1. While on the VOMS Home Page, Select "Pre-book".
 - We recommend viewing your Pre-book by using Pre-book History to avoid initiating changes and moving your status from Submitted to Saved-not submitted to State.
2. click "Pre-book Request"
3. Select the current pre-book from the drop down list.
4. You will be directed to your current Flu Pre-book request.

VOMS usiis

Order | Order History | **Pre-book** | Track Shipments | Returns/Waste | VFC Admin | Help | Links

Pre-book Request | Pre-book History

Pre-book Request:

Logged in User: Jennifer Green
USIIS Provider ID: OSP097

Pre-Book: FLU - 2018-2019 Seasonal Influenza

Provider Name: UDOH IMMUNIZATION PROGRAM
VFC PIN: P-9998

Change USIIS Service: Choose One

Report any problem to [Utah State DTS Help Desk](#)
Copyright 1999, Utah Department of Health
Version: 1.00.03_20130509

VOMS usiis

Order | Order History | **Pre-book** | Track Shipments | Returns/Waste | VFC Admin | Help | Links

Pre-book Request | Pre-book History

Pre-book Request: FLU

Select Pre-Book: FLU - 2018-2019 Seasonal Influenza

Logged in User: Jennifer Green
USIIS Provider ID: OSP097

Provider Name: UDOH IMMUNIZATION PROGRAM
VFC PIN: P-9998

2018-2019 Seasonal Influenza
Status: Submitted to State
User Submitted: Jennifer Green
Date Submitted: 01/30/2018 9:31:14 AM
[Show/Hide Previous Pre-books](#)

Suggested Pre-book Quantity: 10

Age Indication: All Age Groups *Products: Choose One *Quantity:

Add/Update Clear

Pre-book Item Id	Age Indication	NDC	Doses Requested	Doses Approved	Doses Filled	Hand	Flag
195	6 - 35 mo	Fluzone * SYR: * Qty 10 * 49281-0518-25	50	50	50		
194	3 yrs +	Fluarix * SYR: * Qty 10 * 58160-0698-52	30	30	30		
242	3 yrs +	Fluzone * SDV: * Qty 10 * 49281-0418-10	10	10	10		
188	3 yrs +	Fluzone * SYR: * Qty 10 * 49281-0418-50	10	10	10		
189	6 mo +	FluLaval * SYR: * Qty 10 * 19515-0909-32	20	20	20		

Total Doses Requested: 120

*Pre-book Quantity Reason: New Provider

*Pre-book Quantity Reason Description: New VFC Provider-estimate of VFC eligible patients.

Print Screen

5. Please note: Status, User Submitted, and Date Submitted.

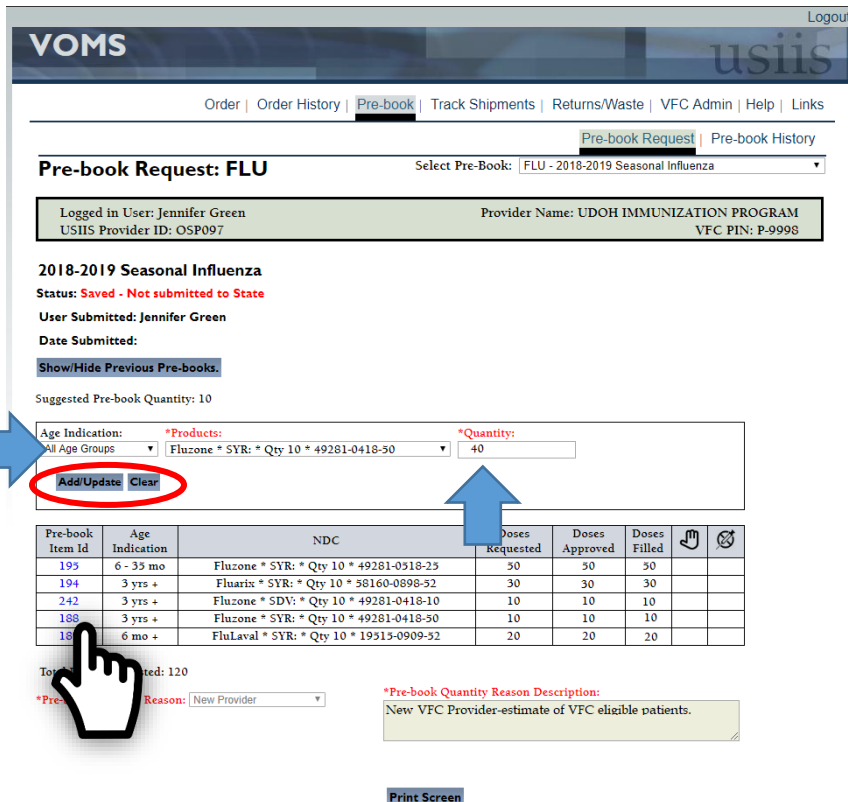
6. You can view products requested and approved.

7. Initiating changes will move the current status from "Submitted to State" to "Saved-Not submitted to State".

*Pre-book requests with a status of "Saved-Not submitted to State" cannot be viewed by the Vaccine Management Team and will not receive flu shipments.

If there are changes made or initiated, you **must** re-submit your Pre-book.

Add additional doses to your current Flu Pre-book:



VOMS Logout

Order | Order History | **Pre-book** | Track Shipments | Returns/Waste | VFC Admin | Help | Links

Pre-book Request: FLU Select Pre-Book: FLU - 2018-2019 Seasonal Influenza

Logged in User: Jennifer Green Provider Name: UDOH IMMUNIZATION PROGRAM
USIIS Provider ID: OSP097 VFC PIN: P-9998

2018-2019 Seasonal Influenza
Status: **Saved - Not submitted to State**
User Submitted: Jennifer Green
Date Submitted:
[Show/Hide Previous Pre-books.](#)

Suggested Pre-book Quantity: 10

Age Indication: All Age Groups *Products: Fluzone * SYR: * Qty 10 * 49281-0418-50 *Quantity: 40

Add/Update Clear

Pre-book Item Id	Age Indication	NDC	Doses Requested	Doses Approved	Doses Filled		
195	6 - 35 mo	Fluzone * SYR: * Qty 10 * 49281-0518-25	50	50	50		
194	3 yrs +	Fluarix * SYR: * Qty 10 * 58160-0898-52	30	30	30		
242	3 yrs +	Fluzone * SDV: * Qty 10 * 49281-0418-10	10	10	10		
188	3 yrs +	Fluzone * SYR: * Qty 10 * 49281-0418-50	10	10	10		
189	6 mo +	FluLaval * SYR: * Qty 10 * 19515-0909-52	20	20	20		

Total Doses Requested: 120

*Pre-book Quantity Reason: New Provider

*Pre-book Quantity Reason Description:
New VFC Provider-estimate of VFC eligible patients.

Print Screen

1. Click the **blue** Pre-book Item ID to update the quantity.

The status will update to **"Saved-Not submitted to State"**.

2. The item block will populate with the product information and NDC. This is the box above your Pre-book request.

3. Enter a new total quantity for that product.

*The new total quantity will include the doses filled and the new doses. *For example; 10 doses were requested and filled, another 30 doses is needed. The new total quantity will be 40.*

4. Verify the Product and Quantity are correct, press "Add/Update".

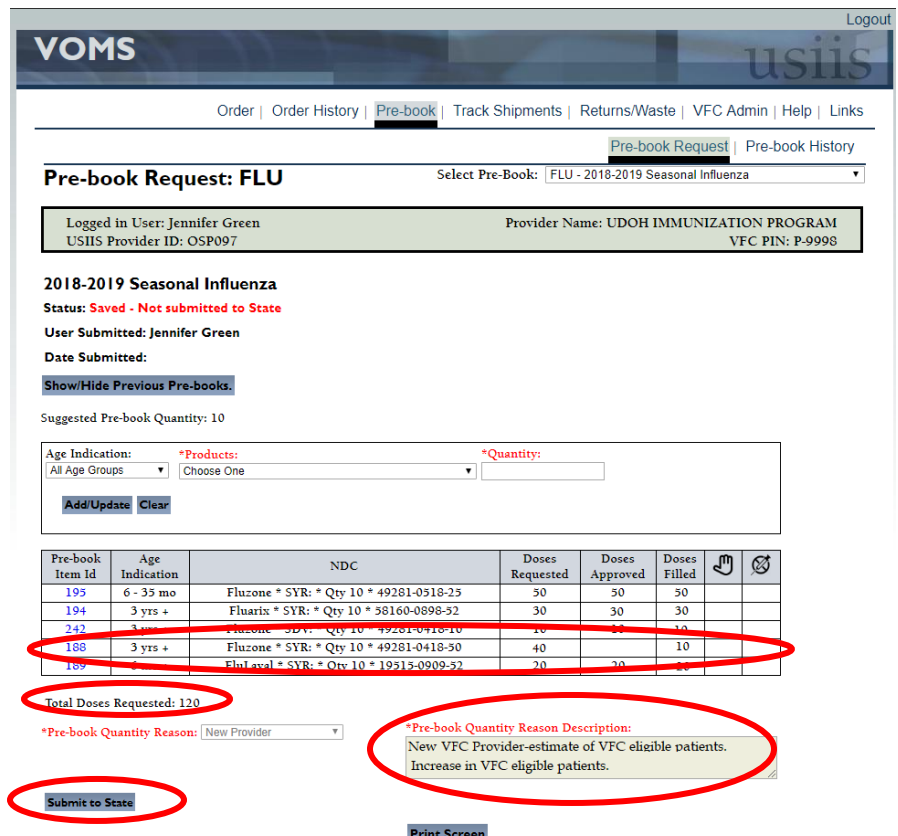
5. Repeat the above steps to increase Doses Requested for additional NDC/Products.

6. If you Pre-book exceed the Suggested Pre-book Quantity, you will need to add additional/updated information in the Pre-book Quantity Reason Description field.

If you already left a reason, enter the current date and information as to why you are requesting additional doses.

You must do this to activate the "Submit to State" button.

7. Verify the total doses requested is reflecting the correct quantity, if so, click "Submit to State".



VOMS Logout

Order | Order History | **Pre-book** | Track Shipments | Returns/Waste | VFC Admin | Help | Links

Pre-book Request: FLU Select Pre-Book: FLU - 2018-2019 Seasonal Influenza

Logged in User: Jennifer Green Provider Name: UDOH IMMUNIZATION PROGRAM
USIIS Provider ID: OSP097 VFC PIN: P-9998

2018-2019 Seasonal Influenza
Status: **Saved - Not submitted to State**
User Submitted: Jennifer Green
Date Submitted:
[Show/Hide Previous Pre-books.](#)

Suggested Pre-book Quantity: 10

Age Indication: All Age Groups *Products: Choose One *Quantity:

Add/Update Clear

Pre-book Item Id	Age Indication	NDC	Doses Requested	Doses Approved	Doses Filled		
195	6 - 35 mo	Fluzone * SYR: * Qty 10 * 49281-0518-25	50	50	50		
194	3 yrs +	Fluarix * SYR: * Qty 10 * 58160-0898-52	30	30	30		
242	3 yrs +	Fluzone * SDV: * Qty 10 * 49281-0418-10	10	10	10		
188	3 yrs +	Fluzone * SYR: * Qty 10 * 49281-0418-50	40	40	10		
189	6 mo +	FluLaval * SYR: * Qty 10 * 19515-0909-52	20	20	20		

Total Doses Requested: 120

*Pre-book Quantity Reason: New Provider

*Pre-book Quantity Reason Description:
New VFC Provider-estimate of VFC eligible patients.
Increase in VFC eligible patients.

Submit to State

Print Screen

VOMS Logout

usiis

Order | Order History | **Pre-book** | Track Shipments | Returns/Waste | VFC Admin | Help | Links

Pre-book Request | Pre-book History

Pre-book Request: FLU Select Pre-Book: FLU - 2018-2019 Seasonal Influenza

Logged in User: Jennifer Green Provider Name: UDOH IMMUNIZATION PROGRAM
 USIIS Provider ID: OSP097 VFC PIN: P-9998

2018-2019 Seasonal Influenza
 Status: Submitted to State
 User Submitted: Jennifer Green
 Date Submitted: 10/05/2018 9:31:14 AM

Show/Hide Previous Pre-books.

Suggested Pre-book Quantity: 10

Age Indication: ***Products:** ***Quantity:**
 All Age Groups Choose One

Add/Update Clear

Pre-book Item Id	Age Indication	NDC	Doses Requested	Doses Approved	Doses Filled	Hand	Eye
195	6 - 35 mo	Fluzone * SYR: * Qty 10 * 49281-0518-25	50	50	50		
194	3 yrs +	Fluarix * SYR: * Qty 10 * 58160-0898-52	30	30	30		
242	3 yrs +	Fluzone * SDV: * Qty 10 * 49281-0418-10	10	10	10		
188	3 yrs +	Fluzone * SYR: * Qty 10 * 49281-0418-50	40		10		
189	6 mo +	FluLaval * SYR: * Qty 10 * 19515-0909-52	20	20	20		

Total Doses Requested: 120

*Pre-book Quantity Reason: New Provider

*Pre-book Quantity Reason Description:
 New VFC Provider-estimate of VFC eligible patients.
 Increase in VFC eligible patients.

Print Screen

8. The status of the Pre-book will update to show “Submitted to State” and the Date Submitted will reflect the current date.

9. Once you have successfully submitted your updated Flu-Prebook, you will need to email the Vaccine Management Team (vacteam@utah.gov) and notify them that changes have been made.

10. The Vaccine Management Team will then review and approve or approve with changes your updated Flu Pre-book.

Again, Flu Pre-book requests with a status of “**Saved-Not submitted to State**” cannot be viewed by the Vaccine Management Team.

Any changes to your existing Flu Pre-book requires you to re-submit.

Helpful Tips:

- ✓ If no changes are needed, Pre-book should be viewed using Pre-book History
- ✓ If changes are made or initiated in VOMS regarding your Flu Seasonal Pre-book, the status will update from Submitted to Saved-Not Submitted to State.
- All orders and Pre-book requests in VOMS with a status of Saved-Not submitted to State will not be able available for the Vaccine Management Team to review and approve.
- ✓ Email the Vaccine Management Team (vacteam@utah.gov) to notify them of any changes or updates to your Flu Pre-book.
- ✓ You can receive tracking information for shipments received by going to Track Shipments.
- We do not receive any information until after the package ships, sometimes we receive this information the day the vaccine is delivered.



Common Errors and What They Mean:

❗ Item update failed. Quantity approved exceeds State quantity available (1310) or is lower than the quantity ordered.

This error is notifying you limited doses are available or a product is sold out. Total remaining State flu vaccine is listed in the parenthesis (). If there is vaccine remaining, lower your requested doses to be equal to or less than the number listed in the parenthesis. If the product is sold out, you may consider changing product to ensure you have something for all age groups.

❗ The quantity pre-booked cannot be less than the quantity filled.

This error is notifying you that you have entered a requested quantity less than your original approved Pre-book. You cannot request less doses than the Pre-book was approved for and the product has been filled.

You must cancel the request or update the requested doses to more than the original request.

With these errors, if the status changes to “Saved-Not submitted to State”, you must re-submit your Flu Pre-book to receive remaining doses.

Useful Links

VFC Forms: Training, Provider & Eligibility Forms, VFC Educational Material, Report Forms, Storage & Handling Forms, Tally Sheets, and more. The website is updated to keep required information current.

Vaccine Storage & Handling Toolkit: View/Print the current Vaccine Storage and Handling Toolkit [Jan 2018] from CDCs website.

USIIS Portal: Login to the USIIS portal to gain access to USIIS Immunize, Vaccine Inventory, Doses Administered Reporting, VOMS, Clinic Reports & Batch Processes, and more.

****Please note – If sites are bookmarked in your web browser, they may need to be refreshed/updated to reflect the most current information.****



QUESTIONS?

For additional assistance, please contact the Vaccine Management Team.

vacteam@utah.gov
(801) 538-9450