




USIIS User Documentation: Vaccine Inventory

The USIIS Vaccine Inventory screen displays with current inventory listed at the bottom and fields for entering new inventory at the top.

- To view abbreviated details of a current inventory item—not editable, press .
- To view details of a current inventory item—that is editable, select the blue underlined lot number (see  below).
- To enter inventory, first enter the Funding Type (see  below).

Vaccine Inventory

[Inventory](#) | [Report](#) | [Messages](#) | [Help](#) | [Links](#)

Inventory Detailed Entry

Provider: USIIS PROGRAM - 301

Logged in User: Nancy McConnell

*Funding Type Code: ?

Choose One

Vaccine Brand: ?

Choose One

*Vaccine CVX Code:

Choose One

*Manufacturer MVX Code:

Choose One

Unit of Use Lot Appendage:

*Expiration Date:

mm/dd/yyyy

Notes:

Dose Adjustments ?

*New doses received: (+)

Shared doses: (-)

Wasted doses: (-)

Other dose adjustment: (+/-)

Total Doses

Total Received:

- Given:

- Shared:

- Wasted:

Other Adjustment:

= Remaining:








Reset

Cancel

Vaccine Inventory

Show **All** entries

Search:

Unit of Use Lot Number	Lot Appendage	Funding Type	CVX	Vaccine	Manuf. Code	Expiration Date	Remaining Doses	
<u>323223</u>		V	110	DTaP-Hep B-IPV (Pediarix)	SKB	09/09/2017	0	
<u>111345AD</u>		V	120	DTaP-Hib-IPV (Pentacel)	MSD	03/31/2017	10	
<u>111345AD</u>		P	120	DTaP-Hib-IPV (Pentacel)	MSD	03/31/2017	20	
<u>CD24R</u>		P	03	Hep A, ped/adol, 2 dose	SKB	07/02/2017	3	
<u>90DFC</u>		V	03	Hep A, ped/adol, 2 dose	SKB	09/09/2018	3	
<u>105903</u>		P	0	Hep B, adolescent or pediatric	SKB	02/31/2017	5	
<u>126230</u>		V	0	Hep B, adolescent or pediatric	SKB	01/31/2019	10	

USIIS User Documentation: Vaccine Inventory

Enter Vaccine Inventory- VFC inventory

Vaccine Inventory

Inventory | Report | Messages | Help | Links

Inventory Detailed Entry

Provider: USIIS PROGRAM - 801

Logged in User: Nancy McConnell

*Funding Type Code: ?

VFC Vaccines For Children Funding

Vaccines For Children Funding View

Use Shipment Lot Number

Pending Vaccine Order Shipments: ?

Choose One

Vaccine Brand:

Choose One

*Vaccine CVX Code:

Choose One

*Manufacturer MVX Code:

Choose One

Dose Adjustments ?

*New doses received: (+)

Shared doses: (-)

Wasted doses: (-)

Other dose adjustment: (+/-)

*Unit of Sale Lot Number:

*Unit of Use Lot Number:

NDC:

Unit of Use Lot Appendage:

*Expiration Date: mm/dd/yyyy

Notes:

Total Doses

Total Received: 0

- Given: 0

- Shared: 0

- Wasted: 0

Other Adjustment: 0

= Remaining: 0

Save

Reset

Cancel

Vaccine Inventory- Private Funding View

Vaccine Inventory

Inventory | Report | Messages | Help | Links

Inventory Detailed Entry

Provider: USIIS PROGRAM - 801

Logged in User: Nancy McConnell

*Funding Type Code: ?

P Private Funding

Private Funding View

*Unit of Sale Lot Number:

Choose One

*Unit of Use Lot Number:

Choose One

Vaccine Brand: ?

Choose One

*Vaccine CVX Code:

Choose One

*Manufacturer MVX Code:

Choose One

Dose Adjustments ?

*New doses received: (+)

Shared doses: (-)

Wasted doses: (-)

Other dose adjustment: (+/-)

Unit of Use Lot Appendage:

*Expiration Date: mm/dd/yyyy

Notes:

Total Doses

Total Received: 0

- Given: 0

- Shared: 0

- Wasted: 0

Other Adjustment: 0

= Remaining: 0



Save

Reset

Cancel

USIIS User Documentation:

Vaccine Inventory

Functionality	
Help	The Help menu displays information about how to accurately enter vaccine inventory (see  above).
	Pressing this symbol displays Help information about how to accurately enter vaccine inventory.
Pending Vaccine Order Shipments	<p>This field displays only if V (VFC...) is selected in the Funding Type Code field.</p> <ul style="list-style-type: none"> All VFC inventory is ordered using a USIIS module called VOMS. VFC vaccine orders that have been shipped by McKesson are available to be selected in this field—by vaccine. Select an entry here only if you have received your shipment and have the order in hand. Selecting a value from this list will auto-fill the following data elements: <ul style="list-style-type: none"> Vaccine Brand Vaccine CVX Code and description Manufacturer MVX Code and description NDC Expiration Date New doses received
Vaccine Brand	<ul style="list-style-type: none"> Optional Use to assist with entering Private inventory. Selecting a value from this list will auto-fill the following data elements: <ul style="list-style-type: none"> Vaccine CVX Code and description Manufacturer MVX Code and description
Vaccine CVX Code	<ul style="list-style-type: none"> Required Identifies the vaccine being entered into inventory
Manufacturer MVX Code	<ul style="list-style-type: none"> Required Identifies the manufacturer of the vaccine being entered into inventory
Unit of Sale Lot Number	<ul style="list-style-type: none"> Required The lot number from the vaccine box or package. Check the box “Use Shipment Lot Number” if you want the lot from the shipment to auto-fill this field. <div data-bbox="868 1432 1015 1528"> <div>Use Shipment Lot Number</div> <input type="checkbox"/> </div>
Unit of Use Lot Number	<ul style="list-style-type: none"> Required The lot number from the vial or syringe. Check the box “Use Shipment Lot Number” if you want the lot from the shipment to auto-fill this field. <div data-bbox="868 1663 1015 1759"> <div>Use Shipment Lot Number</div> <input type="checkbox"/> </div>
<i>Additional information about lot numbers</i>	
<ul style="list-style-type: none"> For many vaccines the box (Unit of Sale) and vial (Unit of Use) lot numbers are the same. <ul style="list-style-type: none"> For those vaccines enter the same lot number in both Unit of Sale and Unit of Use lot number fields. For the following vaccines the box and vial lot numbers are not the same: 	

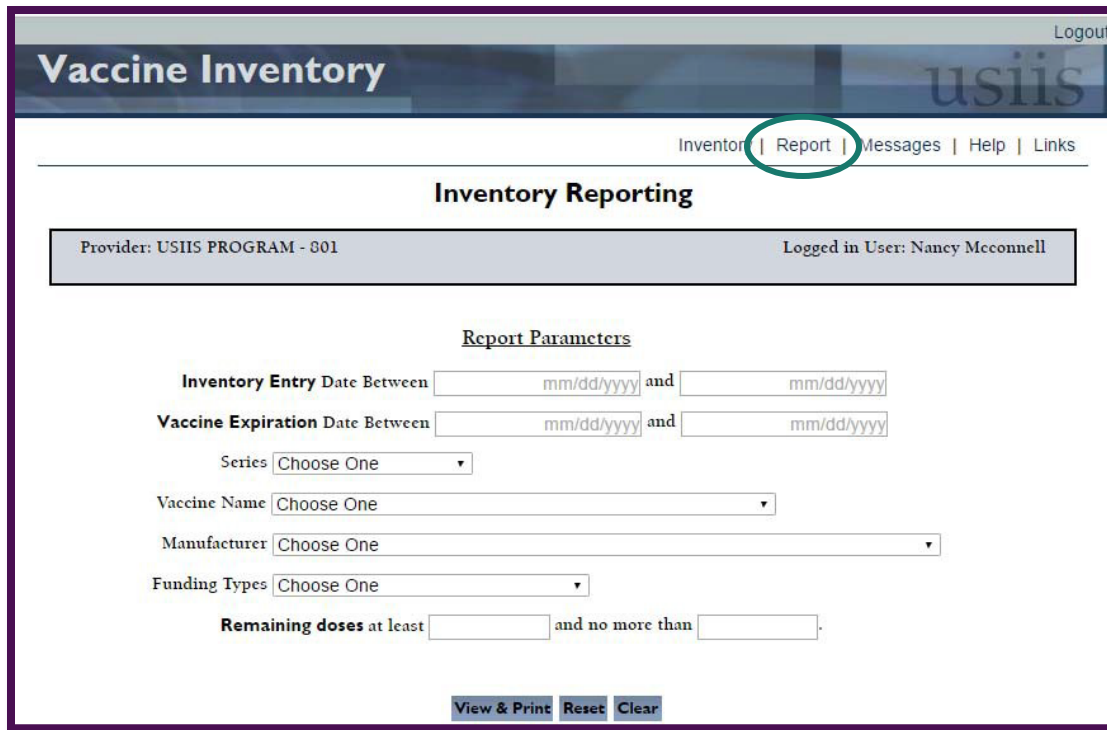
USIIS User Documentation:

Vaccine Inventory

<ul style="list-style-type: none"> ▪ Pentacel: the box and HIB vial lot numbers match. Enter that lot number in both the Unit of Sale and Unit of Use lot number fields. ▪ ActHIB: the box (Unit of Sale) and vial lot numbers (Unit of Use) are different. The box lot number has an additional letter not included in the vial lot number. ▪ IPV: the box (Unit of Sale) and vial (Unit of Use) lot numbers are different. The vial lot is comprised of the first letter and first 4 digits of the box lot. • Lot number on the USIIS Immunization screen: <ul style="list-style-type: none"> ▪ USIIS will display the Unit of Use Lot Number for selection on the Detailed Entry screen. ▪ To decrement from inventory, USIIS will first look for the Unit of Use Lot Number in inventory to decrement. If not found, it will look for the value in Unit of Sale Lot Number in inventory to decrement. • Lot numbers submitted to USIIS via EHR interfaces: <ul style="list-style-type: none"> ▪ To decrement from inventory, USIIS will first look for the Unit of Use Lot Number in inventory to decrement. If not found, it will look for the value in Unit of Sale Lot Number in inventory to decrement. 	
NDC	<ul style="list-style-type: none"> • Optional • The National Drug Code identifier for the vaccine.
Unit of Use Lot Appendage	<ul style="list-style-type: none"> • Optional • Enter if you want to add text to the end of the lot number that displays on the Immunization screen to help guide selection. <ul style="list-style-type: none"> ▪ This is the only place this text will display. ▪ Do not use the lot number with this added text for any other purpose.
Expiration Date	<ul style="list-style-type: none"> • Required • Expiration date of the vaccine lot.
Notes	<ul style="list-style-type: none"> • Optional
Dose Adjustments	
New doses received	<ul style="list-style-type: none"> • Required • Number of doses received in the shipment - to be added to inventory.
Shared doses	<ul style="list-style-type: none"> • Optional • Number of doses shared with another provider - to be deducted from inventory.
Wasted doses	<ul style="list-style-type: none"> • Optional • Number of doses wasted - to be deducted from inventory.
Other dose adjustments	<ul style="list-style-type: none"> • Optional • Number of doses - to be added or deducted from inventory to reflect actual inventory.
Total Doses – display only	
Total Received	<ul style="list-style-type: none"> • To date, total number of doses received of the vaccine lot.
Given	<ul style="list-style-type: none"> • To date, total number of doses given of the vaccine lot.
Shared	<ul style="list-style-type: none"> • To date, total number of doses shared of the vaccine lot.
Wasted	<ul style="list-style-type: none"> • To date, total number of doses wasted of the vaccine lot.
Other Adjustment	<ul style="list-style-type: none"> • To date, total number of doses otherwise adjusted (net added-deleted) of the vaccine lot.
Remaining	<ul style="list-style-type: none"> • To date, total number of doses remaining of the vaccine lot – based on number received less the sum of given, shared, wasted and other adjustments.

USIIS User Documentation: Vaccine Inventory

Vaccine Report



Report Parameters	
Inventory Entry	Report includes inventory items that were originally entered into inventory by a clinic user between the two dates specified.
Vaccine Expiration	Report includes inventory items with expiration dates between the two dates specified.
Series	Report includes inventory items with the specified series.
Vaccine Name	Report includes inventory items with the specified vaccine name.
Manufacturer	Report includes inventory items with the specified vaccine manufacturer.
Funding Types	Report includes inventory items with the specified funding type.
Remaining Doses	Report includes inventory items the specified remaining doses.
Note:	If more than one parameter specified, the result report will include inventory items that meet all parameters.