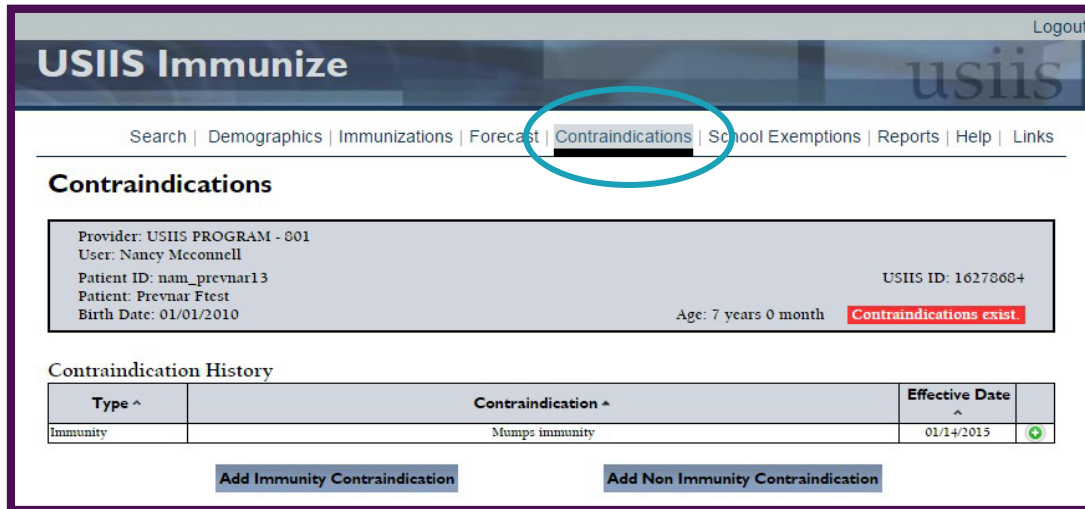



USIIS User Documentation: Contraindications

The Contraindications screen displays with the patient's Contraindication History, if applicable.



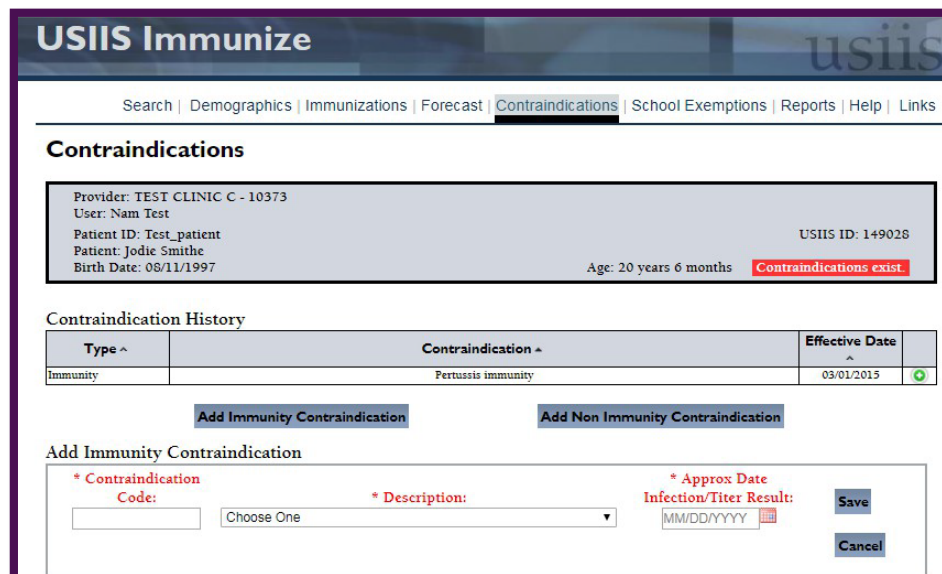
Functionality

	Expands the line to display the provider who submitted the contraindication.
--	--

Buttons

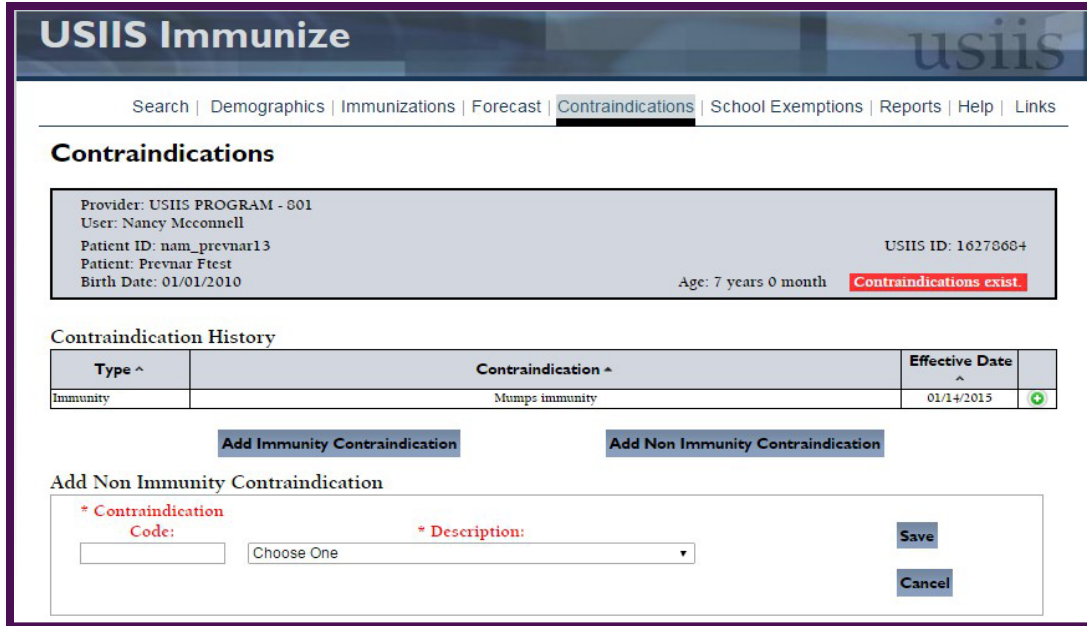
Add Immunity Contraindication	Add an immunity—select from 22 disease-specific immunities.
Add Non Immunity Contraindication	Add a contraindication—select from 11 allergies, immunodeficiency and 6 other contraindications.

Add Immunity Contraindication entry




USIIS User Documentation: Contraindications

Add Non Immunity Contraindication entry



The screenshot shows the 'USIIS Immunize' interface. At the top, there's a navigation bar with links: Search, Demographics, Immunizations, Forecast, **Contraindications**, School Exemptions, Reports, Help, and Links. Below this, the 'Contraindications' section is active. It displays patient information: Provider: USIIS PROGRAM - 801, User: Nancy McConnell, Patient ID: nam_prevnar13, Patient: Prevmar Ftest, Birth Date: 01/01/2010, USIIS ID: 16278684, and Age: 7 years 0 month. A red banner indicates 'Contraindications exist.' Below this is a 'Contraindication History' table with columns: Type, Contraindication, and Effective Date. The table shows one entry: Immunity, Mumps immunity, 01/14/2015. Below the table are two buttons: 'Add Immunity Contraindication' and 'Add Non Immunity Contraindication'. The 'Add Non Immunity Contraindication' form is expanded, showing fields for '* Contraindication Code' (a text input) and '* Description' (a dropdown menu with 'Choose One' selected). There are 'Save' and 'Cancel' buttons at the bottom right of the form.

Functionality	
Contraindication Code	Code fills in when the contraindication Description is selected.
Description	English description of the applicable Immunity or Non Immunity contraindication. Select Contraindication from list.
Approximate Date of Infection	Required for an Immunity contraindication.
	Displays the provider who submitted the contraindication to USIIS and the date submitted.

Buttons	
Save	Saves the contraindication information entered.
Cancel	Cancels and removes the "Add Immunity Contraindication" or "Add Non Immunity Contraindication" data entry fields.