

≤ 5 Months of age		
Children in USIIS born between 1/2/2022 and 7/1/2022		
	Total	%
Southeast health district	103	-
≥2 doses DTaP	34	33.0
≥2 doses polio	33	32.0
≥2 doses Hib	34	33.0
≥2 doses HepB	93	90.3
≥2 doses PCV	34	33.0

< 19 Months of age		
Children in USIIS born between 12/2/2020 and 7/1/2022		
	Total	%
Southeast health district	485	-
≥3 doses DTaP	290	59.8
≥4 doses DTaP	38	7.8
≥3 doses polio	288	59.4
≥1 dose MMR	137	28.2
≥3 doses Hib	264	54.4
≥1 dose Hib	479	98.8
≥3 doses HepB	330	68.0
≥1 dose varicella	134	27.6
≥3 doses PCV	292	60.2
≥4 doses PCV	105	21.6
4:3:1	36	7.4
4:3:1:3	36	7.4
4:3:1:4	35	7.2
4:3:1:3:3	36	7.4
4:3:1:0:3	36	7.4
4:3:1:4:3	28	5.8
4:3:1:3:3:1	35	7.2
4:3:1:0:3:1	35	7.2
4:3:1:4:3:1	27	5.6

≤ 3 Months of age		
Children in USIIS born between 3/2/2022 and 7/1/2022		
	Total	%
Southeast health district	48	-
≥1 dose DTaP	47	97.9
≥1 dose polio	47	97.9
≥1 dose Hib	48	100.0
≥1 dose HepB	47	97.9
≥2 doses HepB	44	91.7
≥1 dose PCV	48	100.0

≤ 13 Months of age		
Children in USIIS born between 6/2/2021 and 7/1/2022		
	Total	%
Southeast health district	306	-
≥3 doses DTaP	142	46.4
≥2 doses polio	220	71.9
≥1 dose MMR	8	2.6
≥2 doses Hib	220	71.9
≥3 doses Hib	119	38.9
≥2 doses HepB	288	94.1
≥3 doses HepB	173	56.5
≥1 dose varicella	7	2.3
≥3 doses PCV	140	45.8

<24 Months of age		
Children in USIIS born between 7/2/2020 and 7/1/2022		
	Total	%
Southeast health district	646	-
≥3 doses DTaP	422	65.3
≥4 doses DTaP	118	18.3
≥3 doses polio	416	64.4
≥1 dose MMR	261	40.4
≥3 doses Hib	389	60.2
≥1 dose Hib	633	98.0
≥3 doses HepB	462	71.5
≥1 dose varicella	254	39.3
≥3 doses PCV	422	65.3
≥4 doses PCV	199	30.8
4:3:1	114	17.6
4:3:1:3	114	17.6
4:3:1:4	103	15.9
4:3:1:3:3	114	17.6
4:3:1:0:3	114	17.6
4:3:1:4:3	89	13.8
4:3:1:3:3:1	112	17.3
4:3:1:0:3:1	112	17.3
4:3:1:4:3:1	88	13.6
4:3:1:3:3:1:4	101	15.6

24–35 Months of age		
Children in USIIS born between 7/2/2019 and 7/1/2020		
	Total	%
Southeast health district	397	-
≥3 doses DTaP	339	85.4
≥4 doses DTaP	253	63.7
≥3 doses polio	334	84.1
≥1 dose MMR	328	82.6
≥3 doses Hib	326	82.1
≥1 dose Hib	392	98.7
≥3 doses HepB	339	85.4
HepB birth	329	82.9
≥1 dose varicella	323	81.4
≥3 doses PCV	330	83.1
≥4 doses PCV	267	67.3
≥2 doses HepA	194	48.9
≥1 dose rota	340	85.6
4:3:1	248	62.5
4:3:1:3	246	62.0
4:3:1:4	227	57.2
4:3:1:3:3	242	61.0
4:3:1:0:3:1	242	61.0
4:3:1:3:3:1	240	60.5
4:3:1:4:3:1	178	44.8
4:3:1:0:3:1:4	223	56.2
4:3:1:3:3:1:4	222	55.9

12-17 Years of age		
Children in USIIS born between 7/2/2004 and 7/1/2010		
	Total	%
Southeast health district	4615	-
1 HPV	1776	38.5
2 HPV	818	17.7
3 HPV	72	1.6
HPV UTD	626	13.6
Male total		Male %
Southeast health district	2395	-
1 HPV	881	36.8
2 HPV	371	15.5
3 HPV	28	1.2
HPV UTD	281	11.7
Female total		Female %
Southeast health district	2216	-
1 HPV	894	40.3
2 HPV	446	20.1
3 HPV	43	1.9
HPV UTD	344	15.5

16-18 Years of age		
Children in USIIS born between 7/2/2004 and 7/1/2006		
	Total	%
Southeast health district	1553	-
≥2 doses meningococcal	80	5.2
≥1 dose MenB	30	1.9

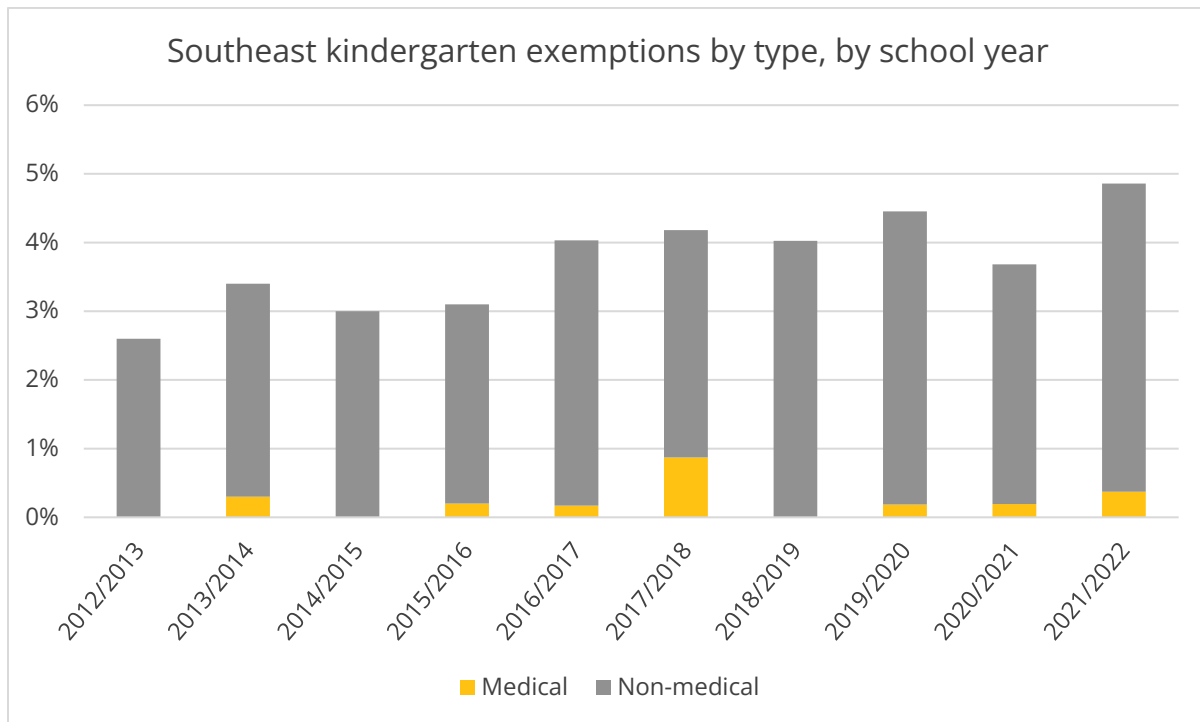
≤18 Years of age		
Children in USIIS born after 7/2/2003		
	Total	%
Southeast health district	11517	-
≥1 dose influenza in lifetime	5623	48.8
≥1 dose influenza last flu season*	1445	12.5

* Last flu season between 7/1/2021 and 6/30/2022.

12-17 Years of age		
Children in USIIS born between 7/2/2004 and 7/1/2010		
	Total	%
Southeast health district	4615	-
≥1 dose meningococcal	2992	64.8
≥1 dose Tdap	3028	65.6
≥1 dose varicella	4113	89.1
≥2 doses varicella	3378	73.2

Immunization status by school district 2021/22										
	Carbon		Emery		Grand		Charter schools		Private schools	
	Adequately immun. (%)	Total exempt (%)	Adequately immun. (%)	Total exempt (%)	Adequately immun. (%)	Total exempt (%)	Adequately immun. (%)	Total exempt (%)	Adequately immun. (%)	Total exempt (%)
Kindergarten school entry	82.5	4.1	81.6	8.8	84.3	1.1	90.2	4.9	-	-
Second dose MMR (K-12)	96.6	2.7	90.4	4.5	94.4	3.5	95.1	4.1	50.0	50.0
7th grade school entry	84.6	4.7	78.9	5.1	68.0	3.9	97.2	2.8	-	-

Immunization status for childcare 2021/22		
	Adequately immunized (%)	Total exemptions (%)
Licensed childcare facilities	88.4	2.3
Head Start centers	95.2	3.9

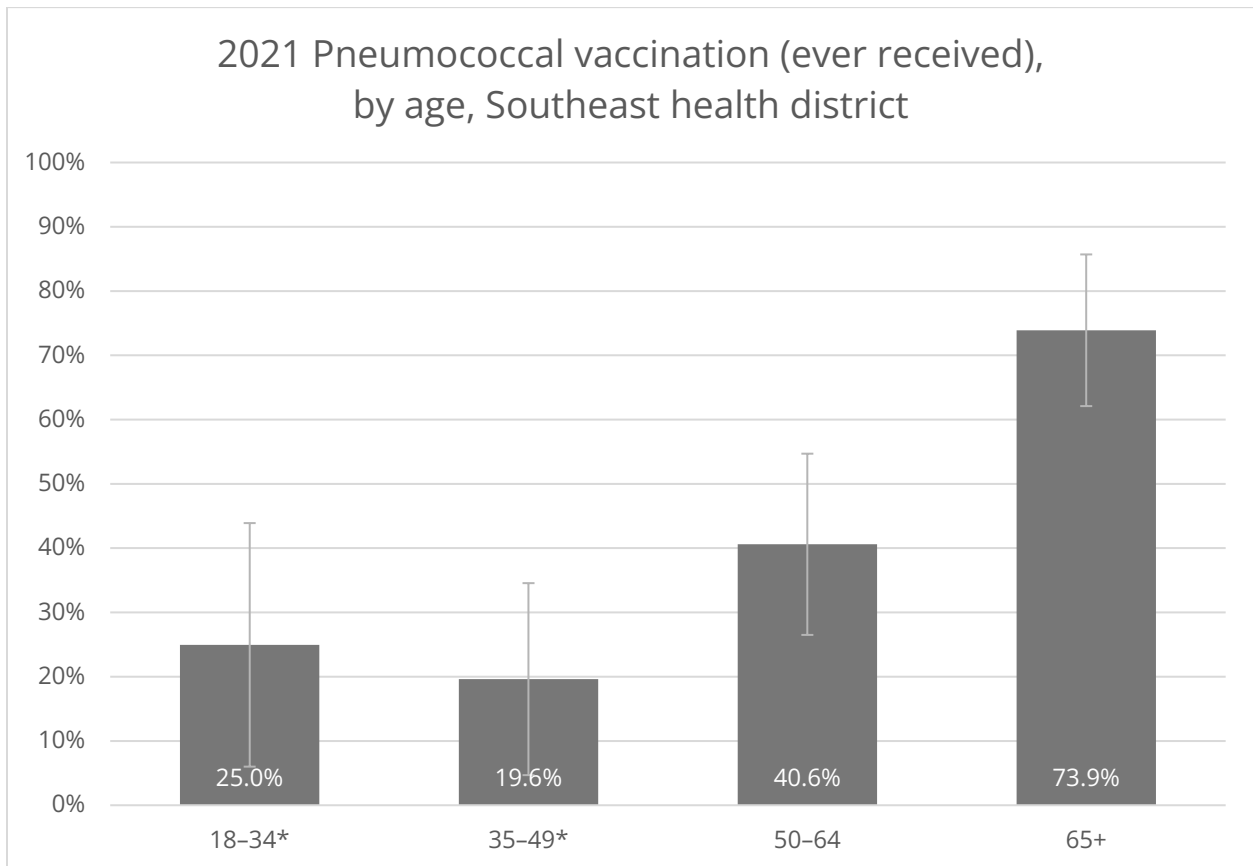
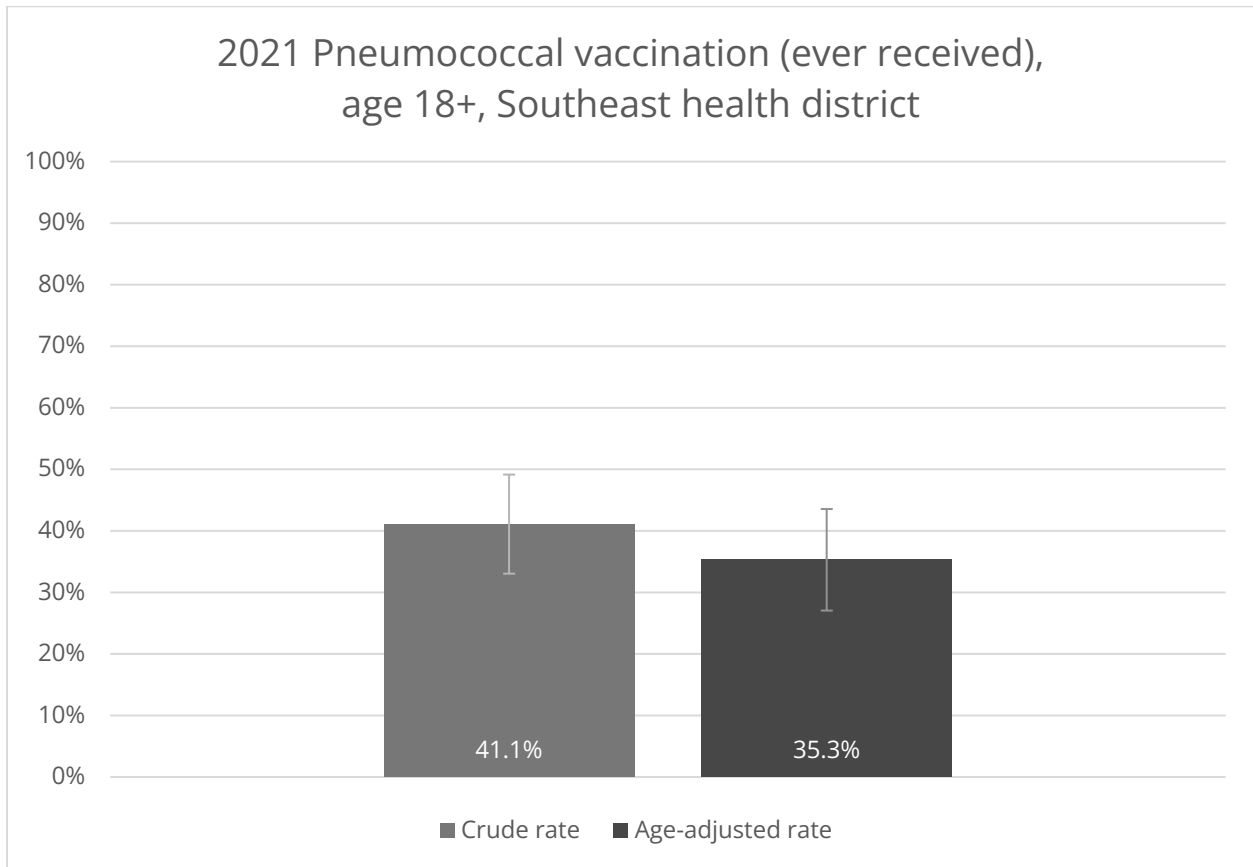


≥19 Years of age		
Adults in USIIS born on or before 7/1/2003		
	Total	%
Southeast health district	41645	-
≥1 dose influenza last season*	8616	20.7
≥1 dose Tdap	13690	32.9
≥1 dose varicella	4370	10.5
≥1 dose HPV	1961	4.7
≥1 dose zoster**	3006	14.8
≥1 dose MMR	9804	23.5
≥1 dose PCV	6976	16.8
≥1 dose PPSV23***	6380	49.4
≥1 dose Hep A	9093	21.8
≥1 dose Hep B	10453	25.1
≥1 dose meningococcal	2858	6.9
≥1 dose Men B	121	0.3
≥1 dose Hib	6660	16.0

* Last flu season between 7/1/2021 and 6/30/2022.

** Zoster vaccination only available to adults age 50+. This measure reports only the percentage of adults age 50+ who are vaccinated with the zoster vaccine.

*** PPSV23 vaccination only recommended for adults age 65+. This measure reports only the percentage of adults age 65+ who are vaccinated with PPSV23.



Data source: BRFSS, Utah, 2021, crude and age-adjusted rates (Ref 2).

* Use caution in interpreting; the estimate has a coefficient of variation >30% and is deemed unreliable by DHHS standards.

