



≤ 3 Months of age		
Children in USIIS born between 3/2/2022 and 7/1/2022		
	Total	%
Wasatch County health district	54	-
≥1 dose DTaP	53	98.1
≥1 dose polio	53	98.1
≥1 dose Hib	54	100.0
≥1 dose HepB	54	100.0
≥2 doses HepB	48	88.9
≥1 dose PCV	53	98.1

≤ 13 Months of age		
Children in USIIS born between 6/2/2021 and 7/1/2022		
	Total	%
Wasatch County health district	306	-
≥3 doses DTaP	158	51.6
≥2 doses polio	223	72.9
≥1 dose MMR	20	6.5
≥2 doses Hib	222	72.5
≥3 doses Hib	84	27.5
≥2 doses HepB	289	94.4
≥3 doses HepB	214	69.9
≥1 dose varicella	8	2.6
≥3 doses PCV	152	49.7

≤ 5 Months of age		
Children in USIIS born between 1/2/2022 and 7/1/2022		
	Total	%
Wasatch County health district	105	-
≥2 doses DTaP	42	40.0
≥2 doses polio	42	40.0
≥2 doses Hib	42	40.0
≥2 doses HepB	99	94.3
≥2 doses PCV	41	39.0

< 19 Months of age		
Children in USIIS born between 12/2/2020 and 7/1/2022		
	Total	%
Wasatch County health district	475	-
≥3 doses DTaP	302	63.6
≥4 doses DTaP	37	7.8
≥3 doses polio	300	63.2
≥1 dose MMR	128	26.9
≥3 doses Hib	198	41.7
≥1 dose Hib	465	97.9
≥3 doses HepB	360	75.8
≥1 dose varicella	92	19.4
≥3 doses PCV	293	61.7
≥4 doses PCV	99	20.8
4:3:1	34	7.2
4:3:1:3	33	6.9
4:3:1:4	32	6.7
4:3:1:3:3	32	6.7
4:3:1:0:3	33	6.9
4:3:1:4:3	21	4.4
4:3:1:3:3:1	31	6.5
4:3:1:0:3:1	32	6.7
4:3:1:4:3:1	20	4.2

<24 Months of age		
Children in USIIS born between 7/2/2020 and 7/1/2022		
	Total	%
Wasatch County health district	647	-
≥3 doses DTaP	459	70.9
≥4 doses DTaP	139	21.5
≥3 doses polio	454	70.2
≥1 dose MMR	272	42.0
≥3 doses Hib	343	53.0
≥1 dose Hib	636	98.3
≥3 doses HepB	519	80.2
≥1 dose varicella	228	35.2
≥3 doses PCV	448	69.2
≥4 doses PCV	223	34.5
4:3:1	135	20.9
4:3:1:3	133	20.6
4:3:1:4	131	20.2
4:3:1:3:3	132	20.4
4:3:1:0:3	134	20.7
4:3:1:4:3	88	13.6
4:3:1:3:3:1	129	19.9
4:3:1:0:3:1	131	20.2
4:3:1:4:3:1	86	13.3
4:3:1:3:3:1:4	127	19.6

24-35 Months of age		
Children in USIIS born between 7/2/2019 and 7/1/2020		
	Total	%
Wasatch County health district	416	-
≥3 doses DTaP	374	89.9
≥4 doses DTaP	297	71.4
≥3 doses polio	365	87.7
≥1 dose MMR	348	83.7
≥3 doses Hib	353	84.9
≥1 dose Hib	409	98.3
≥3 doses HepB	359	86.3
HepB birth	333	80.0
≥1 dose varicella	339	81.5
≥3 doses PCV	364	87.5
≥4 doses PCV	309	74.3
≥2 doses HepA	249	59.9
≥1 dose rota	375	90.1
4:3:1	293	70.4
4:3:1:3	291	70.0
4:3:1:4	275	66.1
4:3:1:3:3	284	68.3
4:3:1:0:3:1	286	68.8
4:3:1:3:3:1	284	68.3
4:3:1:4:3:1	197	47.4
4:3:1:0:3:1:4	270	64.9
4:3:1:3:3:1:4	269	64.7

12 - 17 Years of Age		
Children in USIIS born between 7/2/2004 and 7/1/2010		
	Total	%
Wasatch County Health District	4720	-
1 HPV	2345	49.7
2 HPV	1395	29.6
3 HPV	47	1.0
HPV UTD	1347	28.5
Male Total		Male %
Wasatch County Health District	2429	-
1 HPV	1203	49.5
2 HPV	686	28.2
3 HPV	24	1.0
HPV UTD	662	27.3
Female Total		Female %
Wasatch County Health District	2282	-
1 HPV	1142	50.0
2 HPV	709	31.1
3 HPV	23	1.0
HPV UTD	685	30.0

*HPV UTD measure corrected in Aug 2023.

16-18 Years of age		
Children in USIIS born between 7/2/2004 and 7/1/2006		
	Total	%
Wasatch County health district	1612	-
≥2 doses meningococcal	236	14.6
≥1 dose MenB	22	1.4

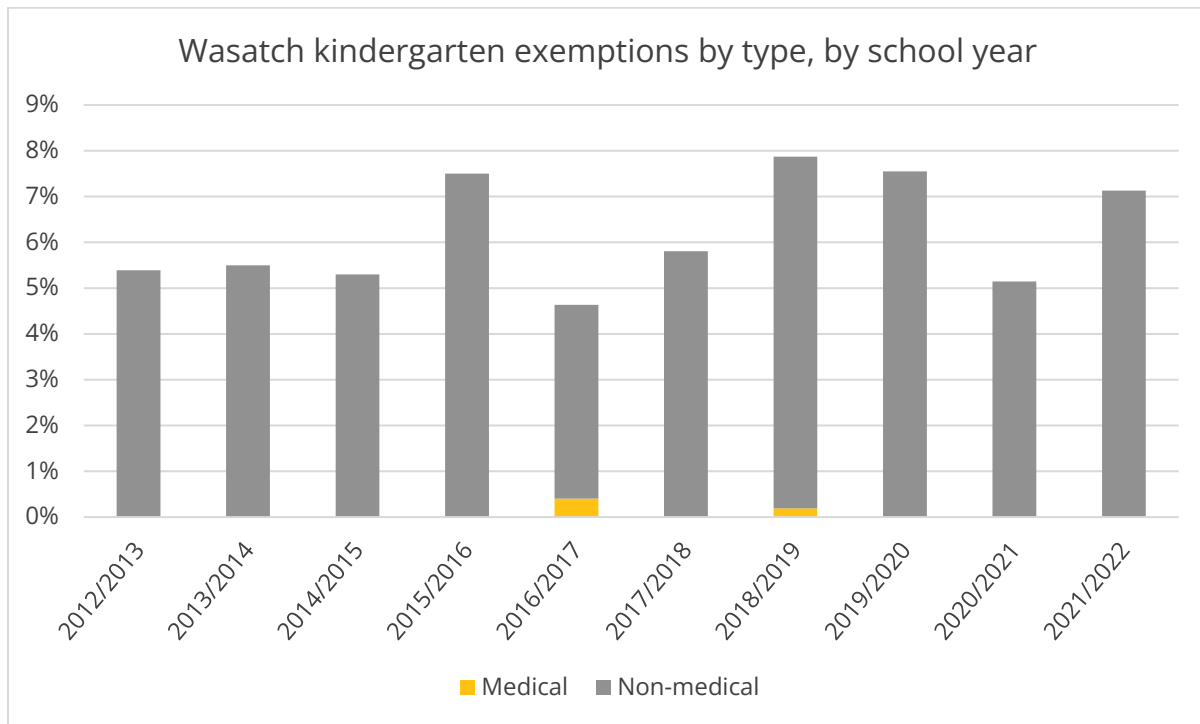
≤18 Years of age		
Children in USIIS born after 7/2/2003		
	Total	%
Wasatch County health district	12105	-
≥1 dose influenza in lifetime	8520	70.4
≥1 dose influenza last flu season*	3037	25.1

* Last flu season between 7/1/2021 and 6/30/2022.

12-17 Years of age		
Children in USIIS born between 7/2/2004 and 7/1/2010		
	Total	%
Wasatch County health district	4720	-
≥1 dose meningococcal	3434	72.8
≥1 dose Tdap	3518	74.5
≥1 dose varicella	4390	93.0
≥2 doses varicella	4011	85.0

Immunization status by school district 2021/22						
	Wasatch		Charter schools		Private schools	
	Adequately immunized (%)	Total exempt (%)	Adequately immunized (%)	Total exempt (%)	Adequately immunized (%)	Total exempt (%)
Kindergarten school entry	90.8	6.8	87.9	12.1	-	-
Second dose MMR (K-12)	94.8	5.2	83.8	16.2	96.7	0.0
7th grade school entry	90.5	7.7	68.0	24.0	100.0	0.0

Immunization status for childcare 2021/22		
	Adequately immunized (%)	Total exemptions (%)
Licensed childcare facilities	81.9	8.4
Head Start centers	-	-

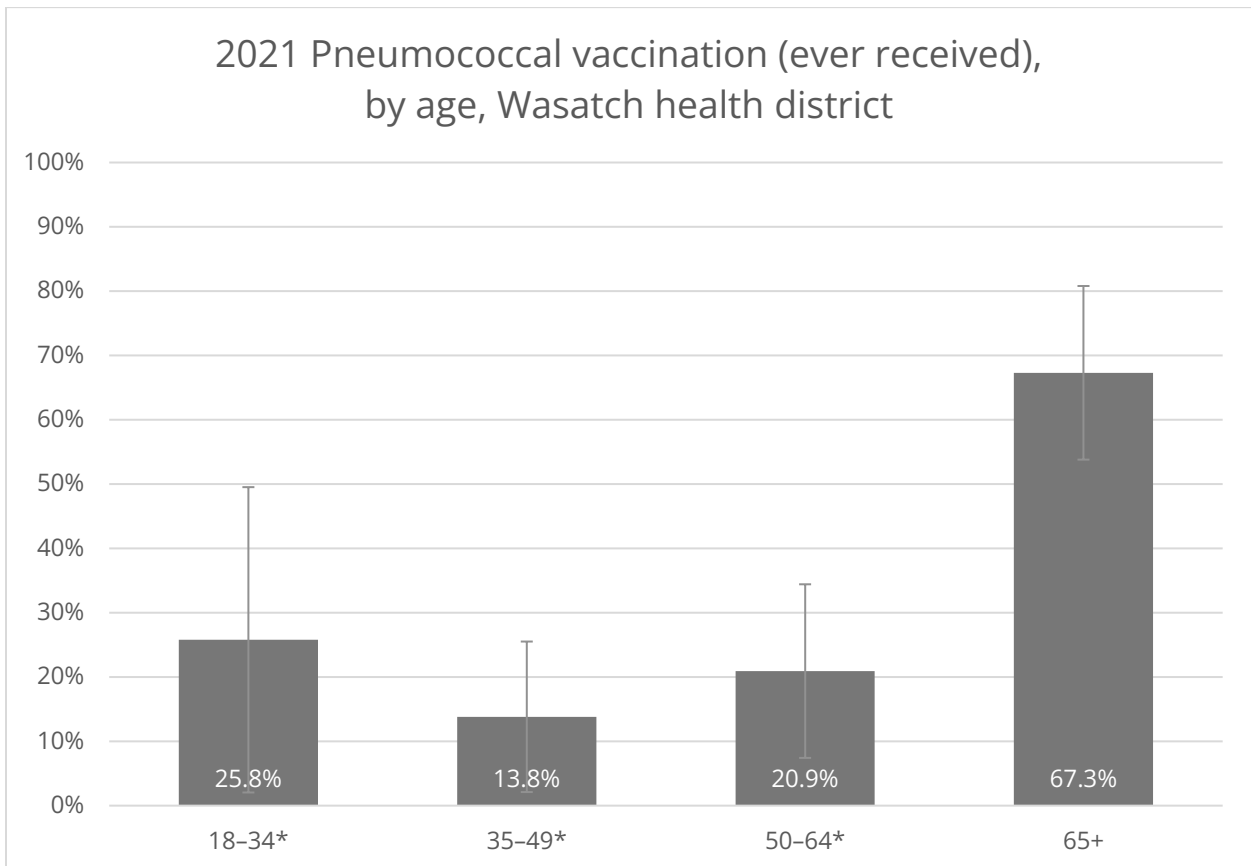
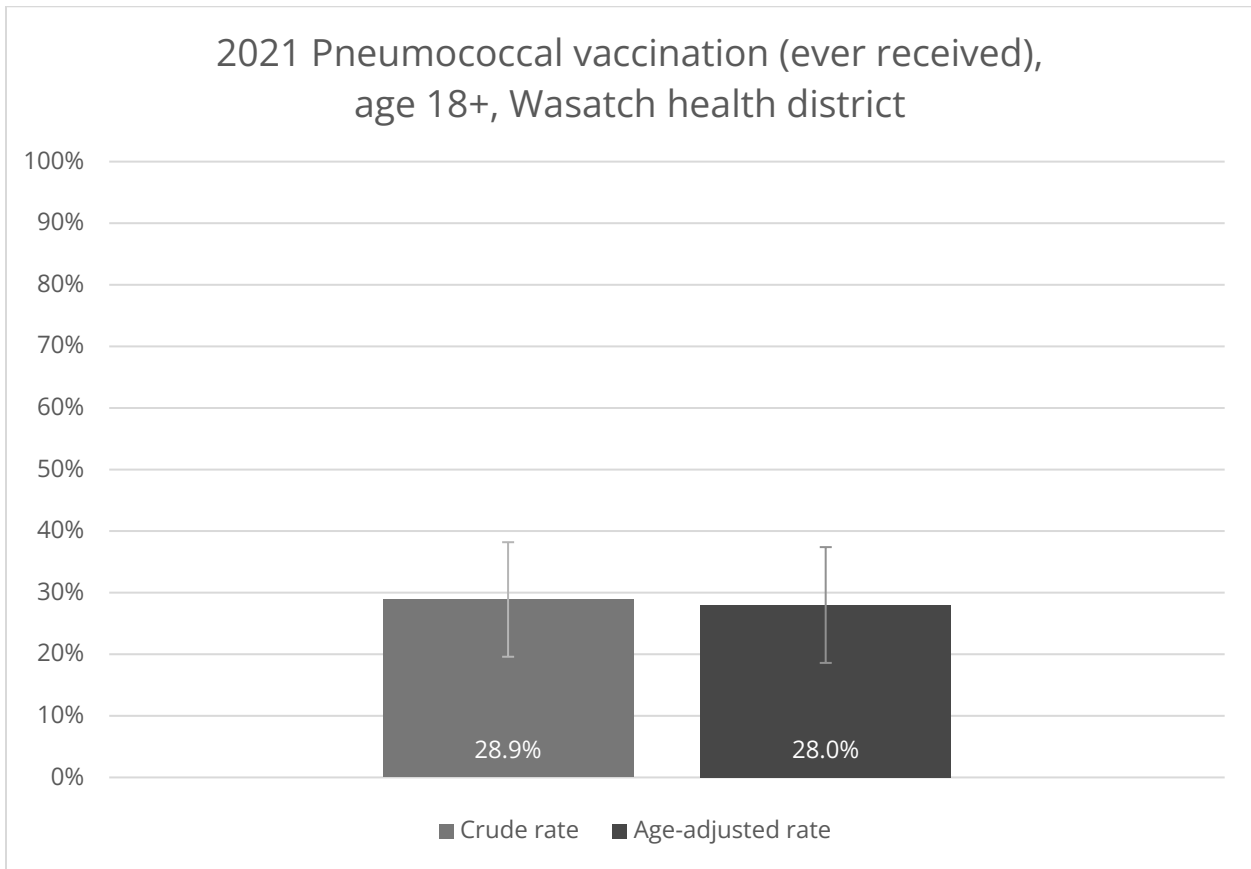


≥19 Years of age		
Adults in USIIS born on or before 7/1/2003		
	Total	%
Wasatch County health district	31487	-
≥1 dose influenza last season*	7941	25.2
≥1 dose Tdap	17630	56.0
≥1 dose varicella	4818	15.3
≥1 dose HPV	2251	7.1
≥1 dose zoster**	3613	27.2
≥1 dose MMR	9477	30.1
≥1 dose PCV	5218	16.6
≥1 dose PPSV23***	4511	65.2
≥1 dose Hep A	10718	34.0
≥1 dose Hep B	11397	36.2
≥1 dose meningococcal	4904	15.6
≥1 dose Men B	142	0.5
≥1 dose Hib	5940	18.9

* Last flu season between 7/1/2021 and 6/30/2022.

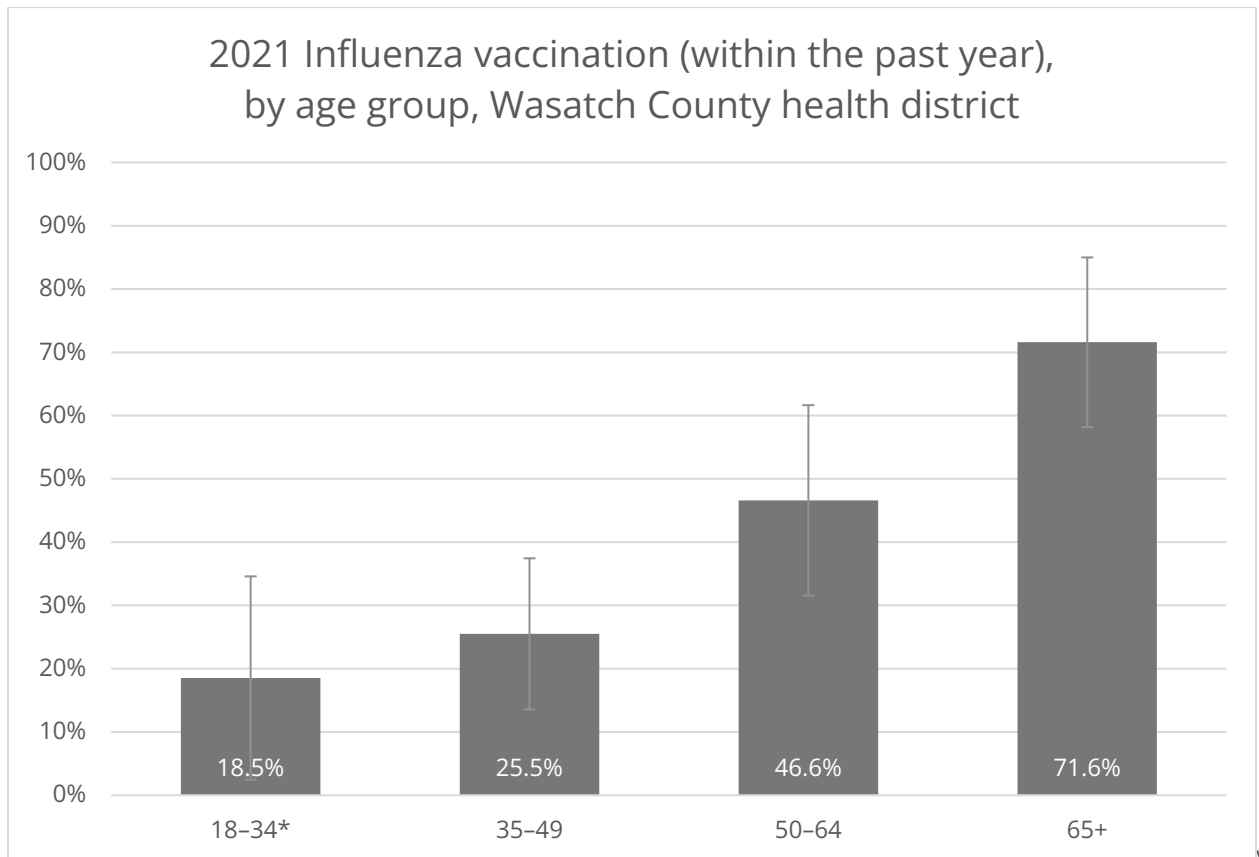
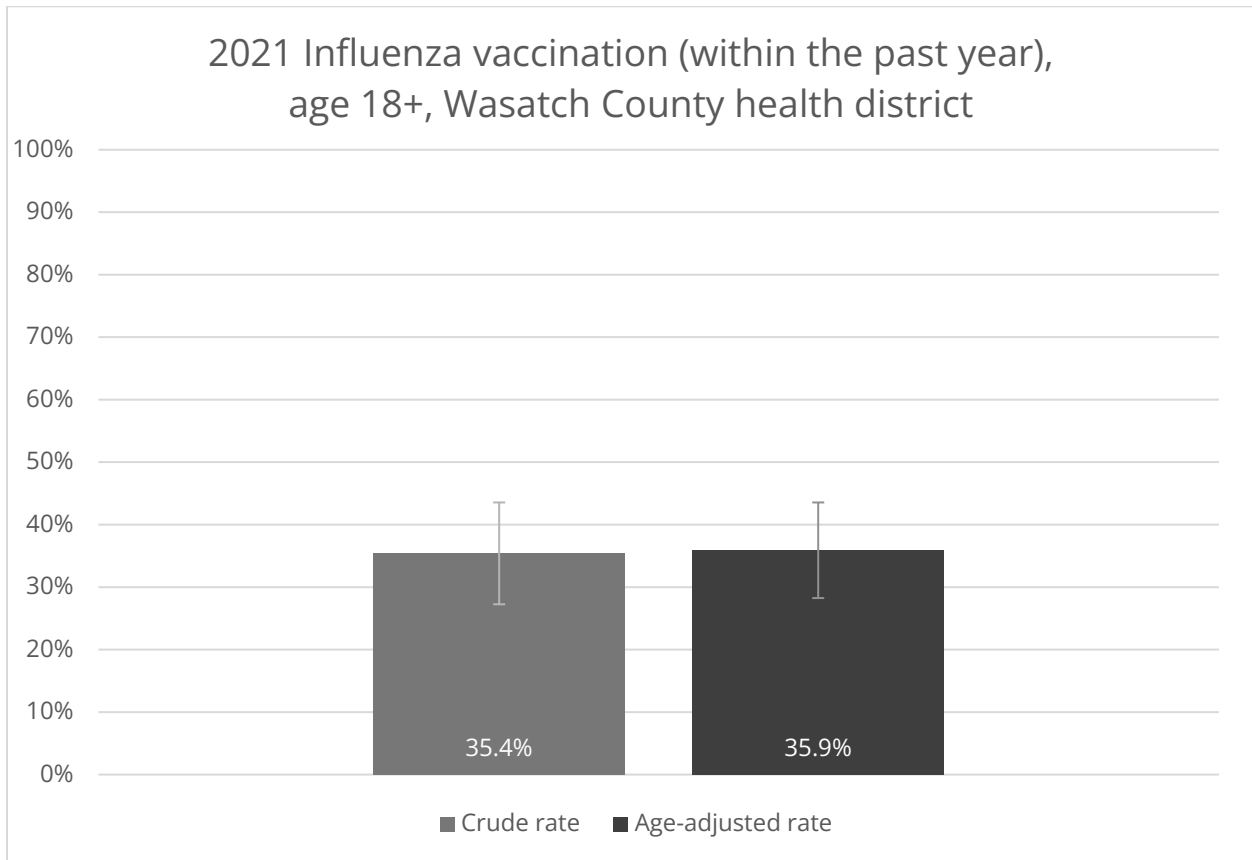
** Zoster vaccination only available to adults age 50+. This measure reports only the percentage of adults age 50+ who are vaccinated with the zoster vaccine.

*** PPSV23 vaccination only recommended for adults age 65+. This measure reports only the percentage of adults age 65+ who are vaccinated with PPSV23.



Data source: BRFSS, Utah, 2021, crude and age-adjusted rates (Ref 2).

* Use caution in interpreting; the estimate has a coefficient of variation >30% and is deemed unreliable by DHHS standards.



Data source: BRFSS, Utah, 2021, crude and age-adjusted rates (Ref 2).

* Use caution in interpreting; the estimate has a coefficient of variation >30% and is deemed unreliable by DHHS standards.