



≤ 3 Months of age		
Children in USIIS born between 3/2/2021 and 7/1/2021		
	Total	%
Summit County health district	55	-
≥1 dose DTaP	54	98.2
≥1 dose polio	52	94.5
≥1 dose Hib	55	100.0
≥1 dose HepB	53	96.4
≥2 doses HepB	41	74.5
≥1 dose PCV	53	96.4

≤ 13 Months of age		
Children in USIIS born between 6/2/2021 and 7/1/2022		
	Total	%
Summit County health district	365	-
≥3 doses DTaP	194	53.2
≥2 doses polio	271	74.2
≥1 dose MMR	27	7.4
≥2 doses Hib	272	74.5
≥3 doses Hib	185	50.7
≥2 doses HepB	337	92.3
≥3 doses HepB	254	69.6
≥1 dose varicella	4	1.1
≥3 doses PCV	189	51.8

≤ 5 Months of age		
Children in USIIS born between 1/2/2022 and 7/1/2022		
	Total	%
Summit County health district	121	-
≥2 doses DTaP	53	43.8
≥2 doses polio	51	42.1
≥2 doses Hib	52	43.0
≥2 doses HepB	105	86.8
≥2 doses PCV	52	43.0

< 19 Months of age		
Children in USIIS born between 12/2/2020 and 7/1/2022		
	Total	%
Summit County health district	600	-
≥3 doses DTaP	395	65.8
≥4 doses DTaP	80	13.3
≥3 doses polio	387	64.5
≥1 dose MMR	202	33.7
≥3 doses Hib	387	64.5
≥1 dose Hib	594	99.0
≥3 doses HepB	449	74.8
≥1 dose varicella	125	20.8
≥3 doses PCV	389	64.8
≥4 doses PCV	157	26.2
4:3:1	76	12.7
4:3:1:3	76	12.7
4:3:1:4	73	12.2
4:3:1:3:3	75	12.5
4:3:1:0:3	75	12.5
4:3:1:4:3	70	11.7
4:3:1:3:3:1	75	12.5
4:3:1:0:3:1	75	12.5
4:3:1:4:3:1	70	11.7

<24 Months of age		
Children in USIIS born between 7/2/2020 and 7/1/2022		
	Total	%
Summit County health district	782	-
≥3 doses DTaP	564	72.1
≥4 doses DTaP	207	26.5
≥3 doses polio	550	70.3
≥1 dose MMR	351	44.9
≥3 doses Hib	553	70.7
≥1 dose Hib	775	99.1
≥3 doses HepB	604	77.2
≥1 dose varicella	264	33.8
≥3 doses PCV	552	70.6
≥4 doses PCV	293	37.5
4:3:1	199	25.4
4:3:1:3	199	25.4
4:3:1:4	192	24.6
4:3:1:3:3	194	24.8
4:3:1:0:3	194	24.8
4:3:1:4:3	181	23.1
4:3:1:3:3:1	193	24.7
4:3:1:0:3:1	193	24.7
4:3:1:4:3:1	180	23.0
4:3:1:3:3:1:4	187	23.9

24-35 Months of age		
Children in USIIS born between 7/2/2019 and 7/1/2020		
	Total	%
Summit County health district	473	-
≥3 doses DTaP	436	92.2
≥4 doses DTaP	385	81.4
≥3 doses polio	429	90.7
≥1 dose MMR	405	85.6
≥3 doses Hib	432	91.3
≥1 dose Hib	466	98.5
≥3 doses HepB	416	87.9
HepB birth	392	82.9
≥1 dose varicella	392	82.9
≥3 doses PCV	430	90.9
≥4 doses PCV	386	81.6
≥2 doses HepA	322	68.1
≥1 dose rota	438	92.6
4:3:1	371	78.4
4:3:1:3	371	78.4
4:3:1:4	356	75.3
4:3:1:3:3	362	76.5
4:3:1:0:3:1	356	75.3
4:3:1:3:3:1	356	75.3
4:3:1:4:3:1	337	71.2
4:3:1:0:3:1:4	343	72.5
4:3:1:3:3:1:4	343	72.5

12 - 17 Years of Age		
Children in USIIS born between 7/2/2004 and 7/1/2010		
	Total	%
Summit County Health District	5721	-
1 HPV	3115	54.4
2 HPV	2133	37.3
3 HPV	123	2.1
HPV UTD	2069	36.2
Male Total Male %		
Summit County Health District	2956	-
1 HPV	1566	53.0
2 HPV	1070	36.2
3 HPV	57	1.9
HPV UTD	1039	35.1
Female Total Female %		
Summit County Health District	2762	-
1 HPV	1549	56.1
2 HPV	1063	38.5
3 HPV	66	2.4
HPV UTD	1030	37.3

*HPV UTD measure corrected in Aug 2023.

16-18 Years of age		
Children in USIIS born between 7/2/2004 and 7/1/2006		
	Total	%
Summit County health district	1989	-
≥2 doses meningococcal	479	24.1
≥1 dose MenB	86	4.3

≤18 Years of age		
Children in USIIS born after 7/2/2003		
	Total	%
Summit County health district	13727	-
≥1 dose influenza in lifetime	10472	76.3
≥1 dose influenza last flu season*	4641	33.8

* Last flu season between 7/1/2021 and 6/30/2022.

12-17 Years of age		
Children in USIIS born between 7/2/2004 and 7/1/2010		
	Total	%
Summit County health district	5721	-
≥1 dose meningococcal	4094	71.6
≥1 dose Tdap	4088	71.5
≥1 dose varicella	4958	86.7
≥2 doses varicella	4354	76.1

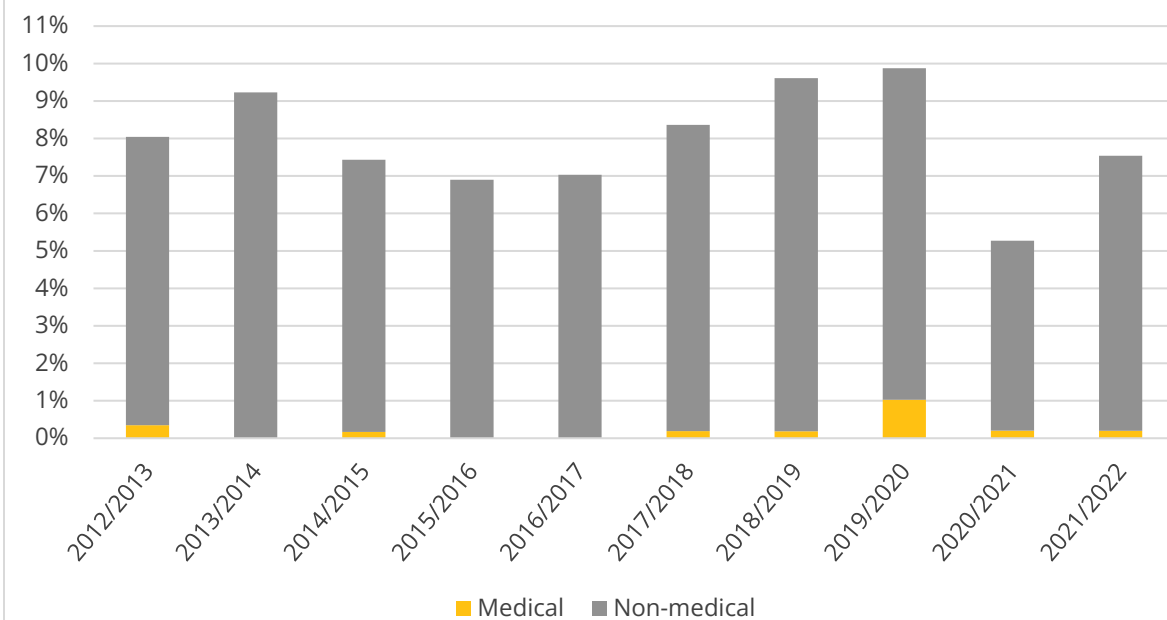
Immunization status by school district 2021/22

	North Summit		Park City		South Summit		Charter schools		Private schools	
	Adequately immun. (%)	Total exempt (%)	Adequately immun. (%)	Total exempt (%)	Adequately immun. (%)	Total exempt (%)	Adequately immun. (%)	Total exempt (%)	Adequately immun. (%)	Total exempt (%)
Kindergarten school entry	84.8	10.6	90.1	8.4	90.1	8.9	80.7	0.0	88.2	0.0
Second dose MMR (K-12)	96.6	2.6	94.9	5.0	95.9	4.1	88.1	10.8	88.9	6.4
7th grade school entry	94.8	2.1	71.4	10.1	94.0	5.4	93.7	6.3	94.1	5.9

Immunization status for childcare 2021/22

	Adequately immunized (%)	Total exemptions (%)
Licensed childcare facilities	86.6	5.8
Head Start centers	-	-

Summit kindergarten exemptions by type, by school year

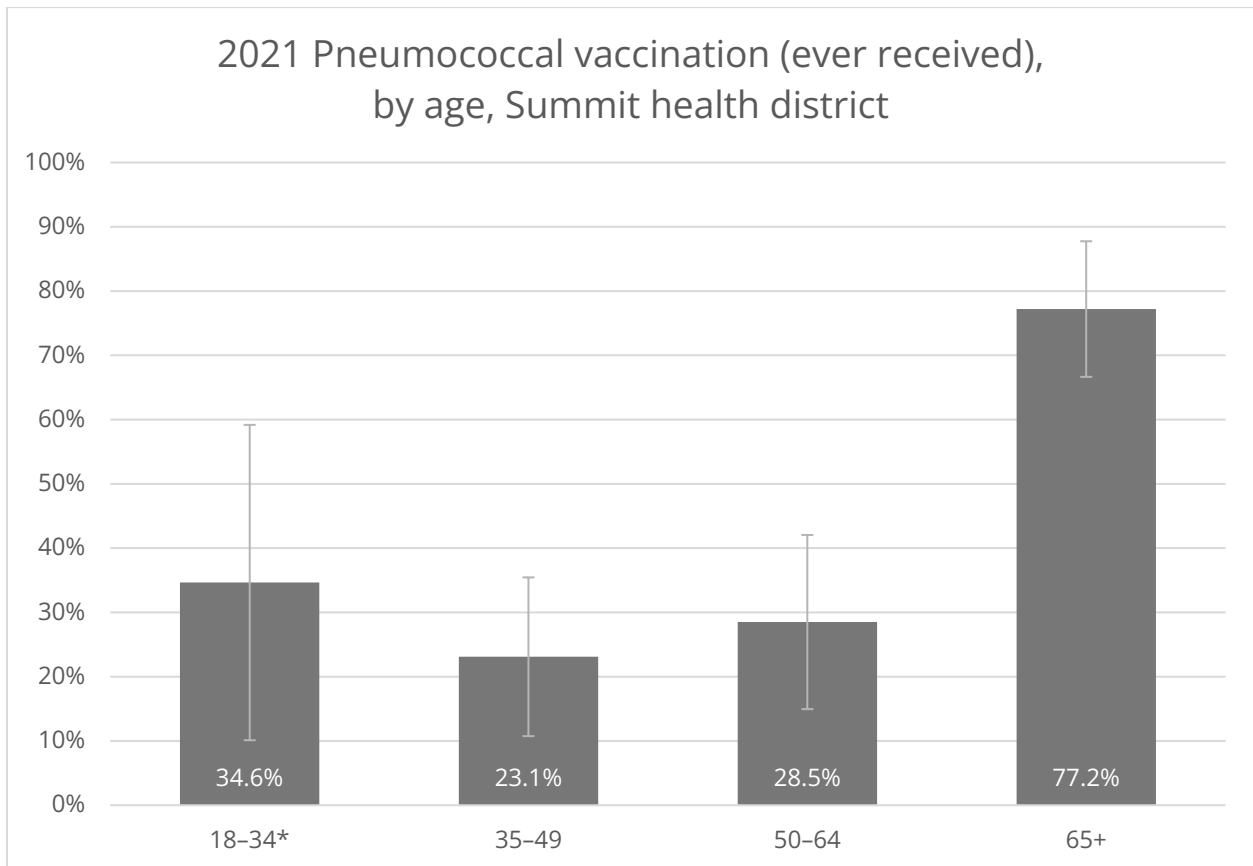
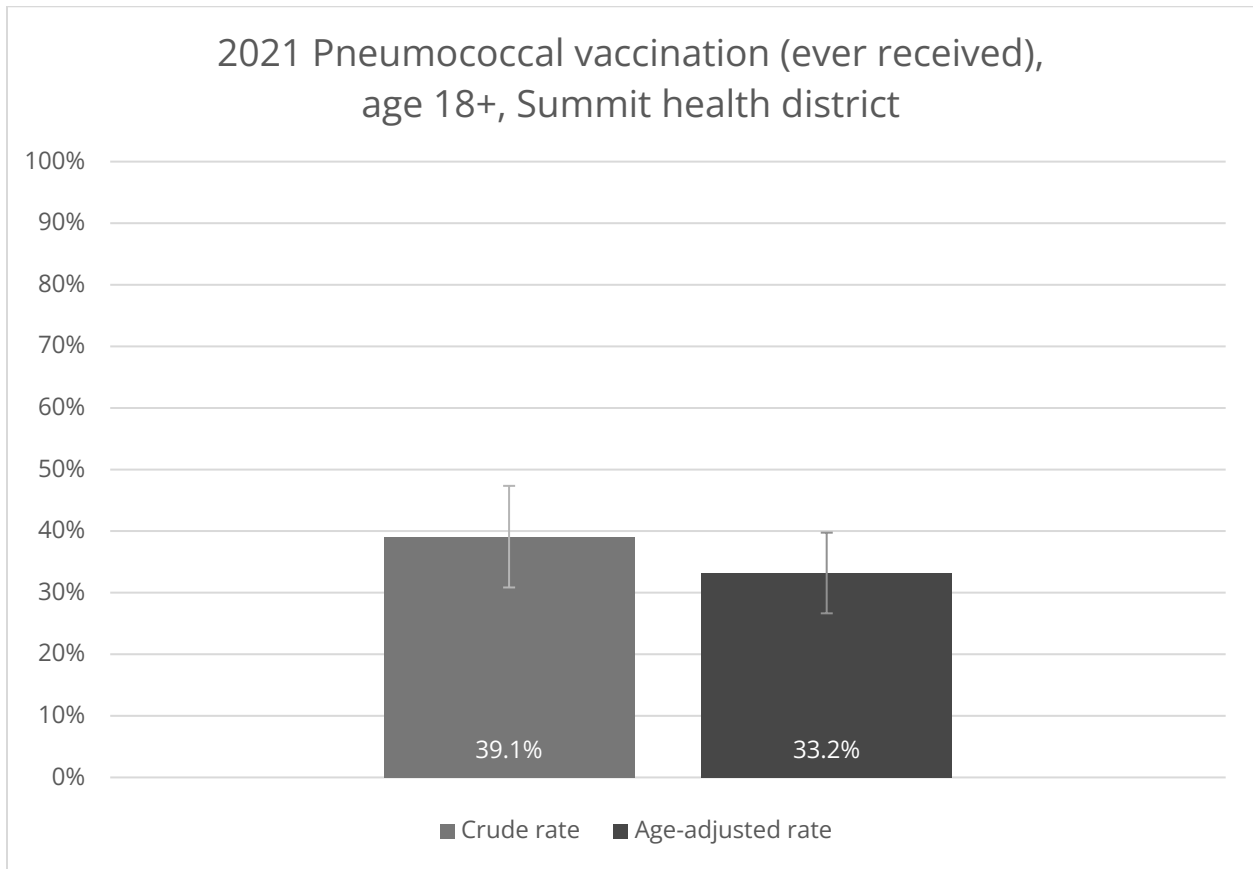


≥19 Years of age		
Adults in USIIS born on or before 7/1/2003		
	Total	%
Summit County health district	57426	-
≥1 dose influenza last season*	15384	26.8
≥1 dose Tdap	26679	46.5
≥1 dose varicella	6022	10.5
≥1 dose HPV	4068	7.1
≥1 dose zoster**	8137	31.2
≥1 dose MMR	12234	21.3
≥1 dose PCV	8150	14.2
≥1 dose PPSV23***	6713	58.6
≥1 dose Hep A	13627	23.7
≥1 dose Hep B	13817	24.1
≥1 dose meningococcal	5755	10.0
≥1 dose Men B	611	1.1
≥1 dose Hib	7191	12.5

* Last flu season between 7/1/2021 and 6/30/2022.

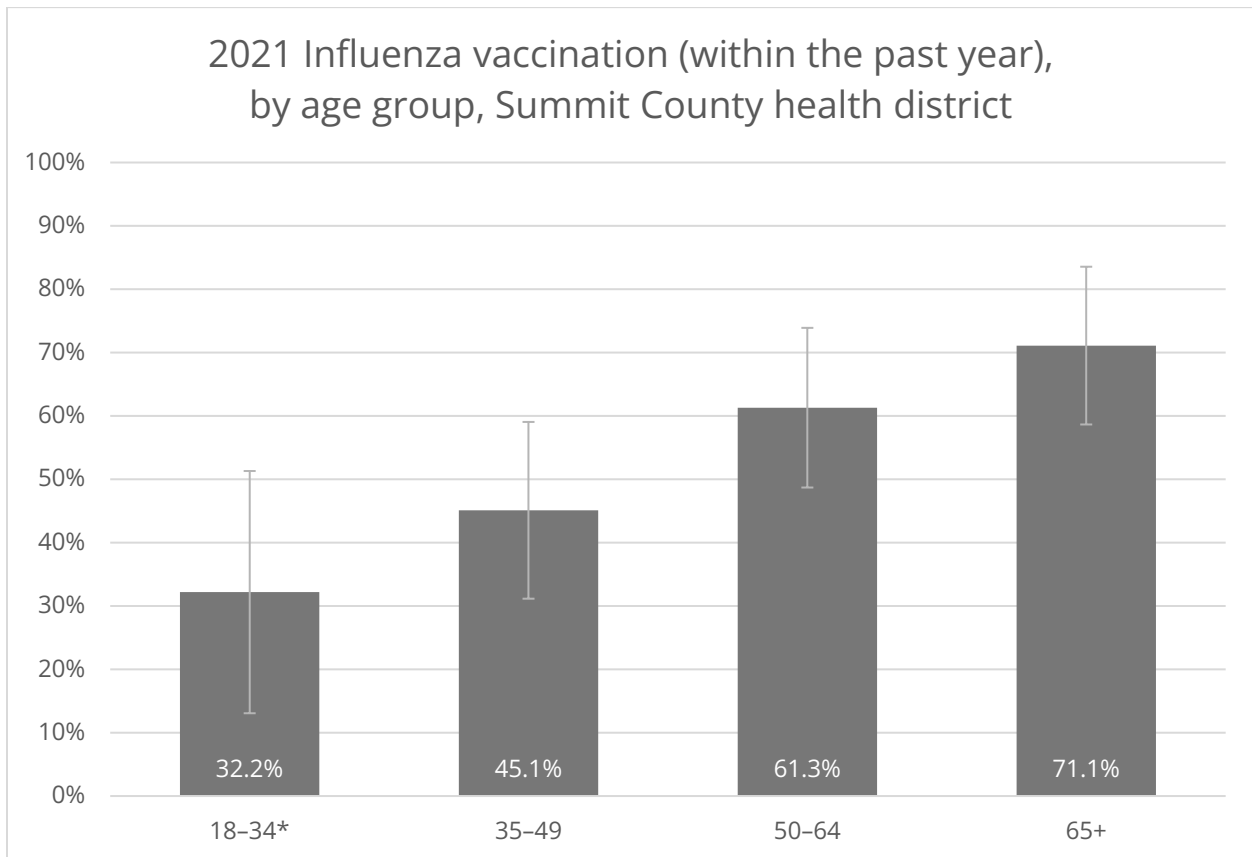
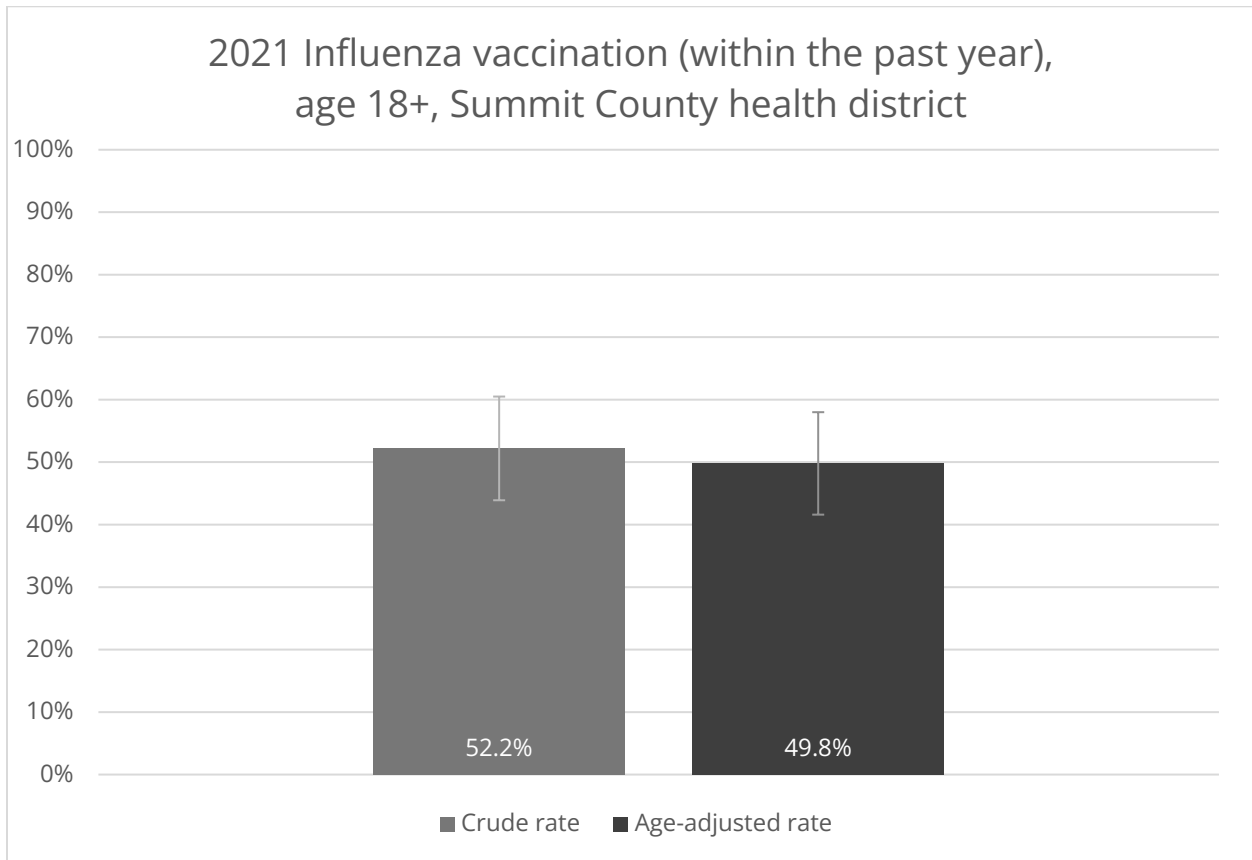
** Zoster vaccination only available to adults age 50+. This measure reports only the percentage of adults age 50+ who are vaccinated with the zoster vaccine.

*** PPSV23 vaccination only recommended for adults age 65+. This measure reports only the percentage of adults age 65+ who are vaccinated with PPSV23.



Data source: BRFSS, Utah, 2021, crude and age-adjusted rates (Ref 2).

* Use caution in interpreting; the estimate has a coefficient of variation >30% and is deemed unreliable by DHHS standards.



Data source: BRFSS, Utah, 2021, crude and age-adjusted rates (Ref 2).

* Use caution in interpreting; the estimate has a coefficient of variation >30% and is deemed unreliable by DHHS standards.