



≤ 3 Months of Age		
Children in USIIS born between 3/2/2021 and 7/1/2021		
	Total	%
Summit County Health District	68	-
≥1 dose DTaP	66	97.1
≥1 dose Polio	66	97.1
≥1 dose Hib	66	97.1
≥1 dose HepB	67	98.5
≥2 doses HepB	58	85.3
≥1 dose PCV	67	98.5

≤ 5 Months of Age		
Children in USIIS born between 1/2/2021 and 7/1/2021		
	Total	%
Summit County Health District	125	-
≥2 doses DTaP	44	35.2
≥2 doses Polio	43	34.4
≥2 doses Hib	43	34.4
≥2 doses HepB	113	90.4
≥2 doses PCV	41	32.8

≤ 13 Months of Age		
Children in USIIS born between 6/2/2020 and 7/1/2021		
	Total	%
Summit County Health District	374	-
≥3 doses DTaP	209	55.9
≥2 doses Polio	273	73.0
≥1 dose MMR	25	6.7
≥2 doses Hib	275	73.5
≥3 doses Hib	204	54.5
≥2 doses HepB	342	91.4
≥3 doses HepB	205	54.8
≥1 dose Varicella	7	1.9
≥3 doses PCV	209	55.9

< 19 Months of Age		
Children in USIIS born between 12/2/2019 and 7/1/2021		
	Total	%
Summit County Health District	604	-
≥3 doses DTaP	416	68.9
≥4 doses DTaP	88	14.6
≥3 doses Polio	413	68.4
≥1 dose MMR	203	33.6
≥3 doses Hib	405	67.1
≥1 dose Hib	593	98.2
≥3 doses HepB	399	66.1
≥1 dose Varicella	111	18.4
≥3 doses PCV	419	69.4
≥4 doses PCV	188	31.1
4:3:1	83	13.7
4:3:1:3	83	13.7
4:3:1:4	81	13.4
4:3:1:3:3	80	13.2
4:3:1:0:3	80	13.2
4:3:1:4:3	70	11.6
4:3:1:3:3:1	79	13.1
4:3:1:0:3:1	79	13.1
4:3:1:4:3:1	69	11.4

<24 Months of Age		
Children in USIS born between 7/2/2019 and 7/1/2021		
	Total	%
Summit County Health District	793	-
≥3 doses DTaP	592	74.7
≥4 doses DTaP	240	30.3
≥3 doses Polio	585	73.8
≥1 dose MMR	366	46.2
≥3 doses Hib	581	73.3
≥1 dose Hib	780	98.4
≥3 doses HepB	564	71.1
≥1 dose Varicella	262	33.0
≥3 doses PCV	590	74.4
≥4 doses PCV	343	43.3
4:3:1	228	28.8
4:3:1:3	228	28.8
4:3:1:4	221	27.9
4:3:1:3:3	219	27.6
4:3:1:0:3	219	27.6
4:3:1:4:3	203	25.6
4:3:1:3:3:1	214	27.0
4:3:1:0:3:1	214	27.0
4:3:1:4:3:1	200	25.2
4:3:1:3:3:1:4	209	26.4

24–35 Months of Age		
Children in USIS born between 7/2/2018 and 7/1/2019		
	Total	%
Summit County Health District	436	-
≥3 doses DTaP	411	94.3
≥4 doses DTaP	361	82.8
≥3 doses Polio	402	92.2
≥1 dose MMR	391	89.7
≥3 doses Hib	409	93.8
≥1 dose Hib	432	99.1
≥3 doses HepB	378	86.7
HepB Birth	333	76.4
≥1 dose Varicella	380	87.2
≥3 doses PCV	405	92.9
≥4 doses PCV	357	81.9
≥2 doses HepA	298	68.3
≥1 dose Rota	399	91.5
4:3:1	346	79.4
4:3:1:3	346	79.4
4:3:1:4	331	75.9
4:3:1:3:3	328	75.2
4:3:1:0:3:1	324	74.3
4:3:1:3:3:1	324	74.3
4:3:1:4:3:1	308	70.6
4:3:1:0:3:1:4	311	71.3
4:3:1:3:3:1:4	311	71.3

12–17 Years of Age		
Children in USIIS born between 7/2/2003 and 7/1/2009		
	Total	%
Summit County Health District	5634	-
1 HPV	2994	53.1
2 HPV	2039	36.2
3 HPV	241	4.3
HPV UTD	2001	35.5
Male Total		Male %
Summit County Health District	2927	-
1 HPV	1530	52.3
2 HPV	1021	34.9
3 HPV	113	3.9
HPV UTD	997	34.1
Female Total		Female %
Summit County Health District	2690	-
1 HPV	1461	54.3
2 HPV	1016	37.8
3 HPV	128	4.8
HPV UTD	1002	37.2

16–18 Years of Age		
Children in USIIS born between 7/2/2003 and 7/1/2005		
	Total	%
Summit County Health District	1929	-
≥2 doses Meningococcal	452	23.4
≥1 dose MenB	81	4.2

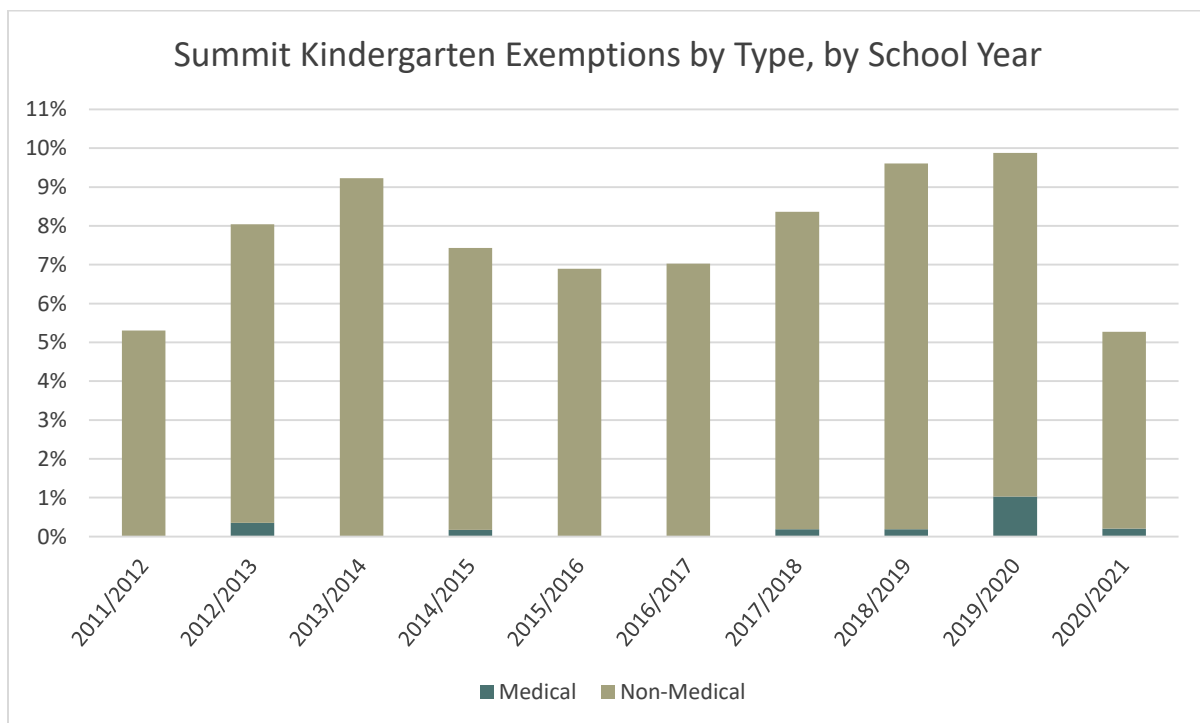
≤18 Years of Age		
Children in USIIS born after 7/2/2002		
	Total	%
Summit County Health District	13596	-
≥1 dose Influenza in lifetime	10342	76.1
≥1 dose Influenza last flu season*	5519	40.6

* Last flu season between 7/1/2020 and 6/30/2021.

12–17 Years of Age		
Children in USIIS born between 7/2/2003 and 7/1/2009		
	Total	%
Summit County Health District	5634	-
≥1 dose Meningococcal	4003	71.1
≥1 dose Tdap	3996	70.9
≥1 dose Varicella	4880	86.6
≥2 doses Varicella	4271	75.8

Immunization Status by School District 2020/21										
	North Summit		Park City		South Summit		Charter Schools		Private Schools	
	Adequately Immun. (%)	Total Exempt (%)	Adequately Immun. (%)	Total Exempt (%)	Adequately Immun. (%)	Total Exempt (%)	Adequately Immun. (%)	Total Exempt (%)	Adequately Immun. (%)	Total Exempt (%)
Kindergarten School Entry	95.5	1.5	85.5	5.8	97.7	2.3	81.5	10.8	90.3	6.5
Second-dose MMR (K-12)	97.2	2.5	94.9	4.8	95.6	3.9	88.6	10.2	91.9	5.2
7th Grade School Entry	77.1	4.3	73.6	9.4	79.1	6.0	68.4	17.5	71.4	14.3

Immunization Status for Child Care 2020/21		
	Adequate Immunized (%)	Total Exemptions (%)
Licensed Child Care Facilities	89.7	6.7
Head Start Centers	-	-

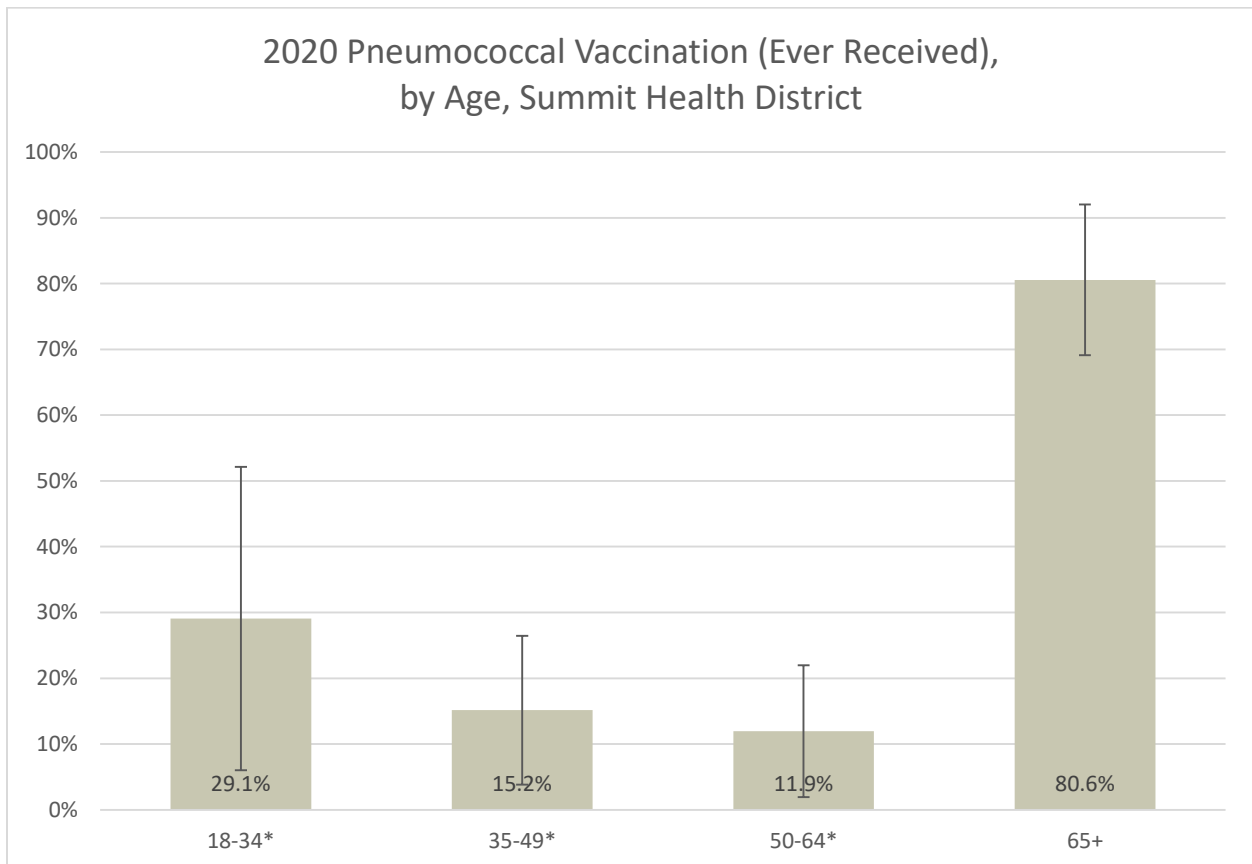
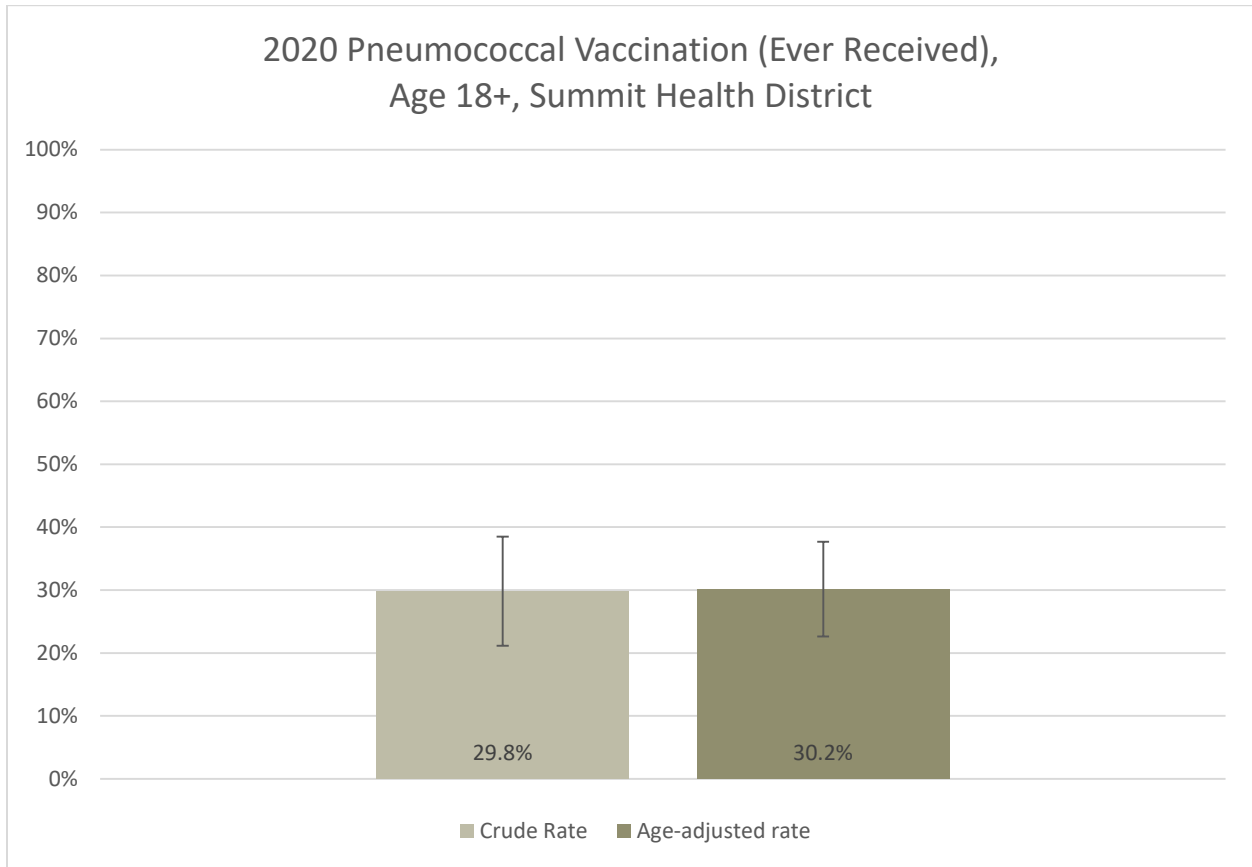


≥19 Years of Age		
Adults in USIIS born on or before 7/1/2002		
	Total	%
Summit County Health District	52431	-
≥1 dose Flu last season*	16754	32.0
≥1 dose Tdap	24043	45.9
≥1 dose Varicella	5161	9.8
≥1 dose HPV	3439	6.6
≥1 dose Zoster**	6239	26.0
≥1 dose MMR	11279	21.5
≥1 dose PCV	7058	13.5
≥1 dose PPSV23***	5974	58.4
≥1 dose Hep A	12589	24.0
≥1 dose Hep B	12638	24.1
≥1 dose Meningococcal	5043	9.6
≥1 dose Men B	455	0.9
≥1 dose Hib	6428	12.3

* Last flu season between 7/1/2020 and 6/30/2021.

** Zoster vaccination only available to adults age 50+. This measure reports only the percentage of adults age 50+ who are vaccinated with the Zoster vaccine.

*** PPSV23 vaccination only recommended for adults age 65+. This measure reports only the percentage of adults age 65+ who are vaccinated with PPSV23.



Data Source: BRFSS, Utah, 2020, crude and age-adjusted rates (Ref 2).

* Use caution in interpretation; the estimate has a coefficient of variation >30% and is deemed unreliable by UDOH standards.

