



<b>≤ 3 Months of Age</b>		
Children in USIIS born between 3/2/2021 and 7/1/2021		
	<b>Total</b>	<b>%</b>
San Juan County Health District	10	-
≥1 dose DTaP	9	90.0
≥1 dose Polio	9	90.0
≥1 dose Hib	8	80.0
≥1 dose HepB	10	100.0
≥2 doses HepB	8	80.0
≥1 dose PCV	9	90.0

<b>≤ 5 Months of Age</b>		
Children in USIIS born between 1/2/2021 and 7/1/2021		
	<b>Total</b>	<b>%</b>
San Juan County Health District	29	-
≥2 doses DTaP	14	48.3
≥2 doses Polio	14	48.3
≥2 doses Hib	13	44.8
≥2 doses HepB	24	82.8
≥2 doses PCV	15	51.7

<b>≤ 13 Months of Age</b>		
Children in USIIS born between 6/2/2020 and 7/1/2021		
	<b>Total</b>	<b>%</b>
San Juan County Health District	112	-
≥3 doses DTaP	54	48.2
≥2 doses Polio	87	77.7
≥1 dose MMR	3	2.7
≥2 doses Hib	83	74.1
≥3 doses Hib	51	45.5
≥2 doses HepB	104	92.9
≥3 doses HepB	62	55.4
≥1 dose Varicella	3	2.7
≥3 doses PCV	48	42.9

<b>&lt; 19 Months of Age</b>		
Children in USIIS born between 12/2/2019 and 7/1/2021		
	<b>Total</b>	<b>%</b>
San Juan County Health District	189	-
≥3 doses DTaP	118	62.4
≥4 doses DTaP	12	6.3
≥3 doses Polio	117	61.9
≥1 dose MMR	51	27.0
≥3 doses Hib	111	58.7
≥1 dose Hib	186	98.4
≥3 doses HepB	126	66.7
≥1 dose Varicella	51	27.0
≥3 doses PCV	109	57.7
≥4 doses PCV	26	13.8
4:3:1	11	5.8
4:3:1:3	11	5.8
4:3:1:4	11	5.8
4:3:1:3:3	11	5.8
4:3:1:0:3	11	5.8
4:3:1:4:3	9	4.8
4:3:1:3:3:1	11	5.8
4:3:1:0:3:1	11	5.8
4:3:1:4:3:1	9	4.8

<b>&lt;24 Months of Age</b>		
Children in USIS born between 7/2/2019 and 7/1/2021		
	<b>Total</b>	<b>%</b>
San Juan County Health District	249	-
≥3 doses DTaP	170	68.3
≥4 doses DTaP	40	16.1
≥3 doses Polio	168	67.5
≥1 dose MMR	92	36.9
≥3 doses Hib	157	63.1
≥1 dose Hib	244	98.0
≥3 doses HepB	174	69.9
≥1 dose Varicella	92	36.9
≥3 doses PCV	155	62.2
≥4 doses PCV	55	22.1
4:3:1	39	15.7
4:3:1:3	39	15.7
4:3:1:4	36	14.5
4:3:1:3:3	39	15.7
4:3:1:0:3	39	15.7
4:3:1:4:3	33	13.3
4:3:1:3:3:1	38	15.3
4:3:1:0:3:1	38	15.3
4:3:1:4:3:1	32	12.9
4:3:1:3:3:1:4	35	14.1

<b>24–35 Months of Age</b>		
Children in USIS born between 7/2/2018 and 7/1/2019		
	<b>Total</b>	<b>%</b>
San Juan County Health District	168	-
≥3 doses DTaP	131	78.0
≥4 doses DTaP	100	59.5
≥3 doses Polio	131	78.0
≥1 dose MMR	133	79.2
≥3 doses Hib	124	73.8
≥1 dose Hib	164	97.6
≥3 doses HepB	141	83.9
HepB Birth	151	89.9
≥1 dose Varicella	132	78.6
≥3 doses PCV	124	73.8
≥4 doses PCV	89	53.0
≥2 doses HepA	86	51.2
≥1 dose Rota	145	86.3
4:3:1	99	58.9
4:3:1:3	98	58.3
4:3:1:4	80	47.6
4:3:1:3:3	96	57.1
4:3:1:0:3:1	96	57.1
4:3:1:3:3:1	95	56.5
4:3:1:4:3:1	71	42.3
4:3:1:0:3:1:4	77	45.8
4:3:1:3:3:1:4	77	45.8

12–17 Years of Age		
Children in USIIS born between 7/2/2003 and 7/1/2009		
	Total	%
San Juan County Health District	2142	-
1 HPV	1155	53.9
2 HPV	696	32.5
3 HPV	99	4.6
HPV UTD	690	32.2
Male Total		Male %
San Juan County Health District	1097	-
1 HPV	580	52.9
2 HPV	341	31.1
3 HPV	35	3.2
HPV UTD	339	30.9
Female Total		Female %
San Juan County Health District	1035	-
1 HPV	573	55.4
2 HPV	354	34.2
3 HPV	63	6.1
HPV UTD	350	33.8

16–18 Years of Age		
Children in USIIS born between 7/2/2003 and 7/1/2005		
	Total	%
San Juan County Health District	723	-
≥2 doses Meningococcal	95	13.1
≥1 dose MenB	18	2.5

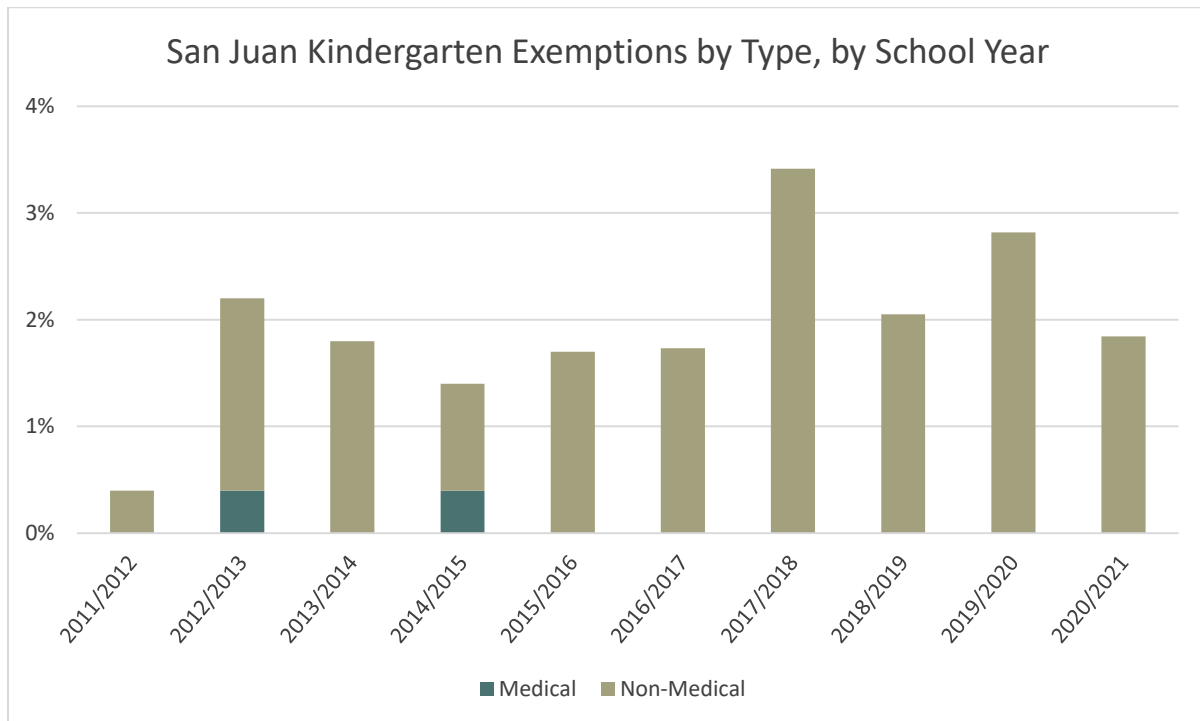
≤18 Years of Age		
Children in USIIS born after 7/2/2002		
	Total	%
San Juan County Health District	5444	-
≥1 dose Influenza in lifetime	3617	66.4
≥1 dose Influenza last flu season*	1406	25.8

\* Last flu season between 7/1/2020 and 6/30/2021.

12–17 Years of Age		
Children in USIIS born between 7/2/2003 and 7/1/2009		
	Total	%
San Juan County Health District	2142	-
≥1 dose Meningococcal	1398	65.3
≥1 dose Tdap	1407	65.7
≥1 dose Varicella	1977	92.3
≥2 doses Varicella	1759	82.1

Immunization Status by School District 2020/21						
	San Juan		Charter Schools		Private Schools	
	Adequately Immunized (%)	Total Exempt (%)	Adequately Immunized (%)	Total Exempt (%)	Adequately Immunized (%)	Total Exempt (%)
Kindergarten School Entry	69.6	1.8	-	-	-	-
Second-dose MMR (K-12)	95.0	2.5	-	-	-	-
7th Grade School Entry	57.9	0.0	-	-	-	-

Immunization Status for Child Care 2020/21		
	Adequate Immunized (%)	Total Exemptions (%)
Licensed Child Care Facilities	73.0	0.9
Head Start Centers	-	-

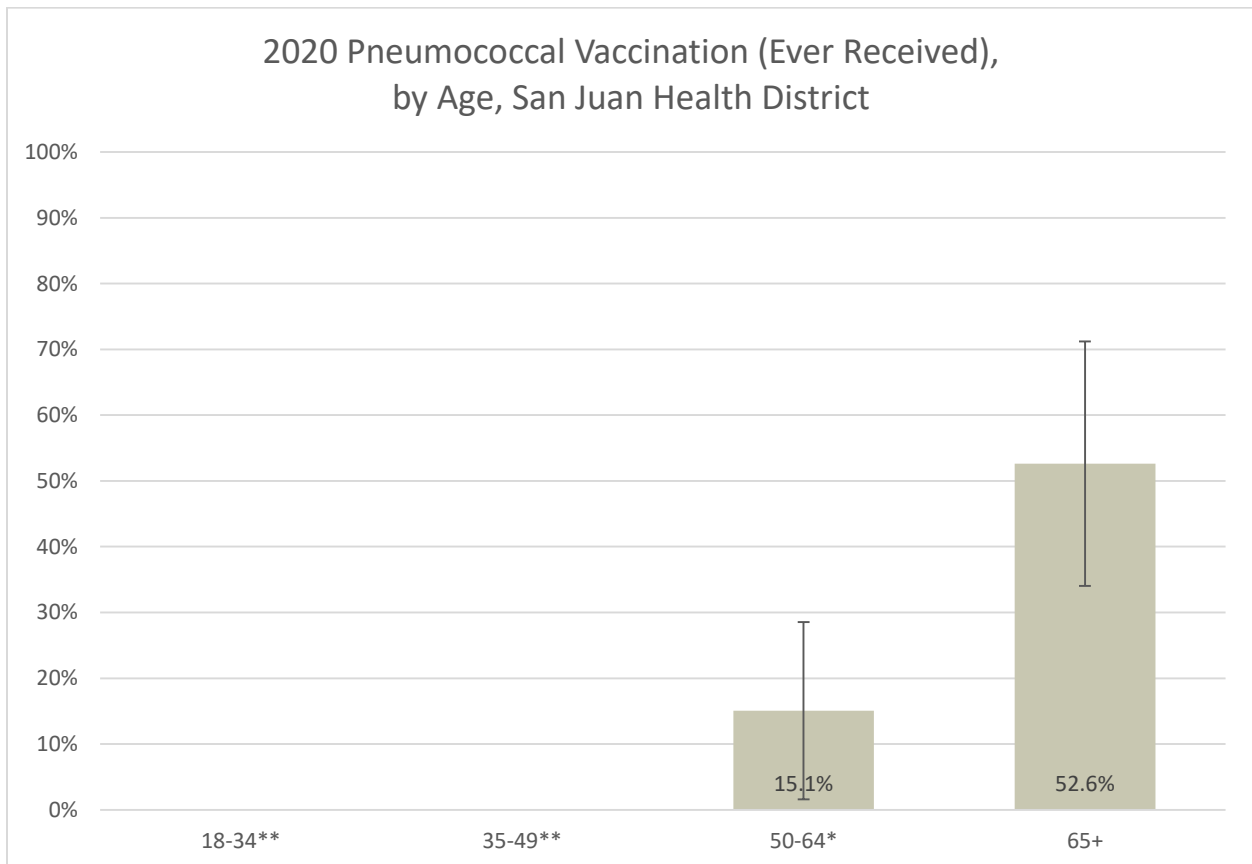
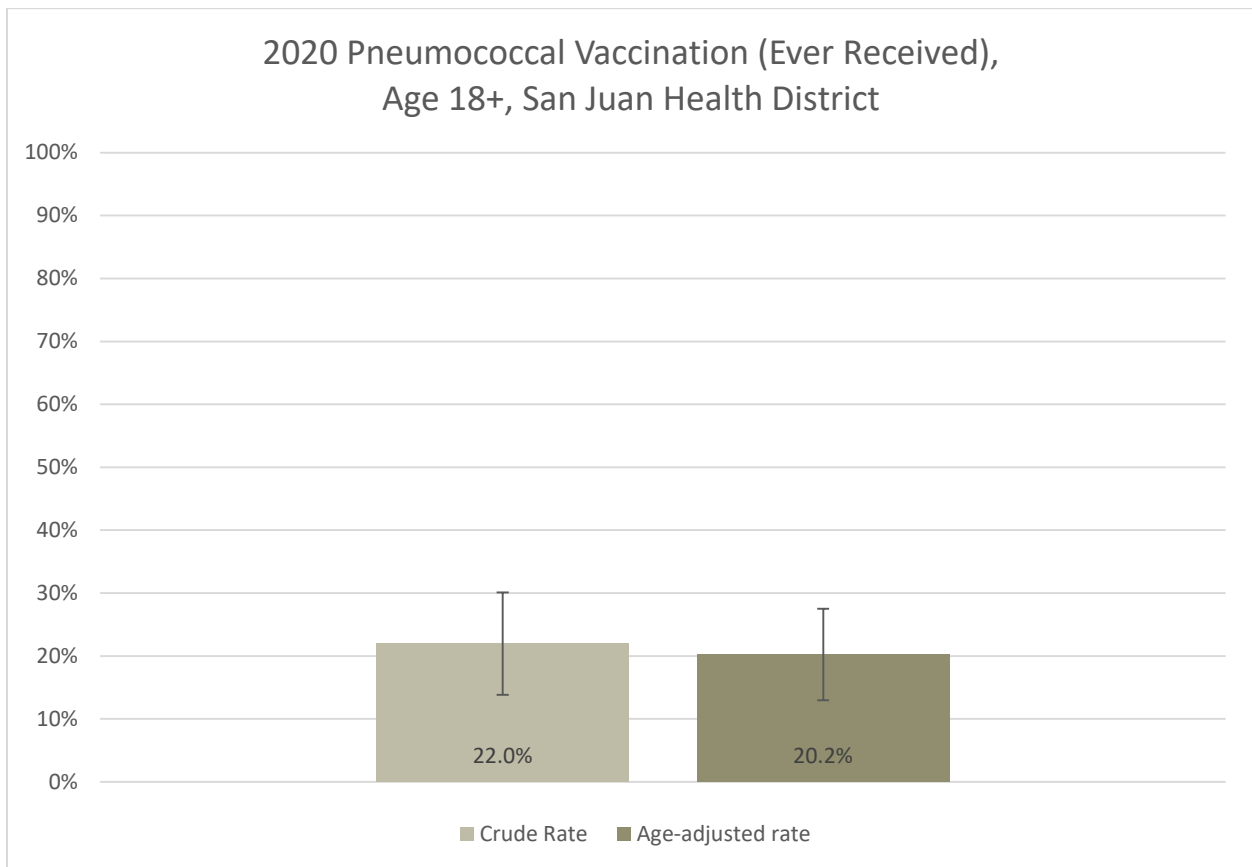


<b>≥19 Years of Age</b>		
Adults in USIIS born on or before 7/1/2002		
	<b>Total</b>	<b>%</b>
San Juan County Health District	13153	-
≥1 dose Flu last season*	3288	25.0
≥1 dose Tdap	6947	52.8
≥1 dose Varicella	1884	14.3
≥1 dose HPV	1556	11.8
≥1 dose Zoster**	888	15.6
≥1 dose MMR	4063	30.9
≥1 dose PCV	1803	13.7
≥1 dose PPSV23***	2126	66.8
≥1 dose Hep A	4890	37.2
≥1 dose Hep B	5405	41.1
≥1 dose Meningococcal	2237	17.0
≥1 dose Men B	87	0.7
≥1 dose Hib	3021	23.0

\* Last flu season between 7/1/2020 and 6/30/2021.

\*\* Zoster vaccination only available to adults age 50+. This measure reports only the percentage of adults age 50+ who are vaccinated with the Zoster vaccine.

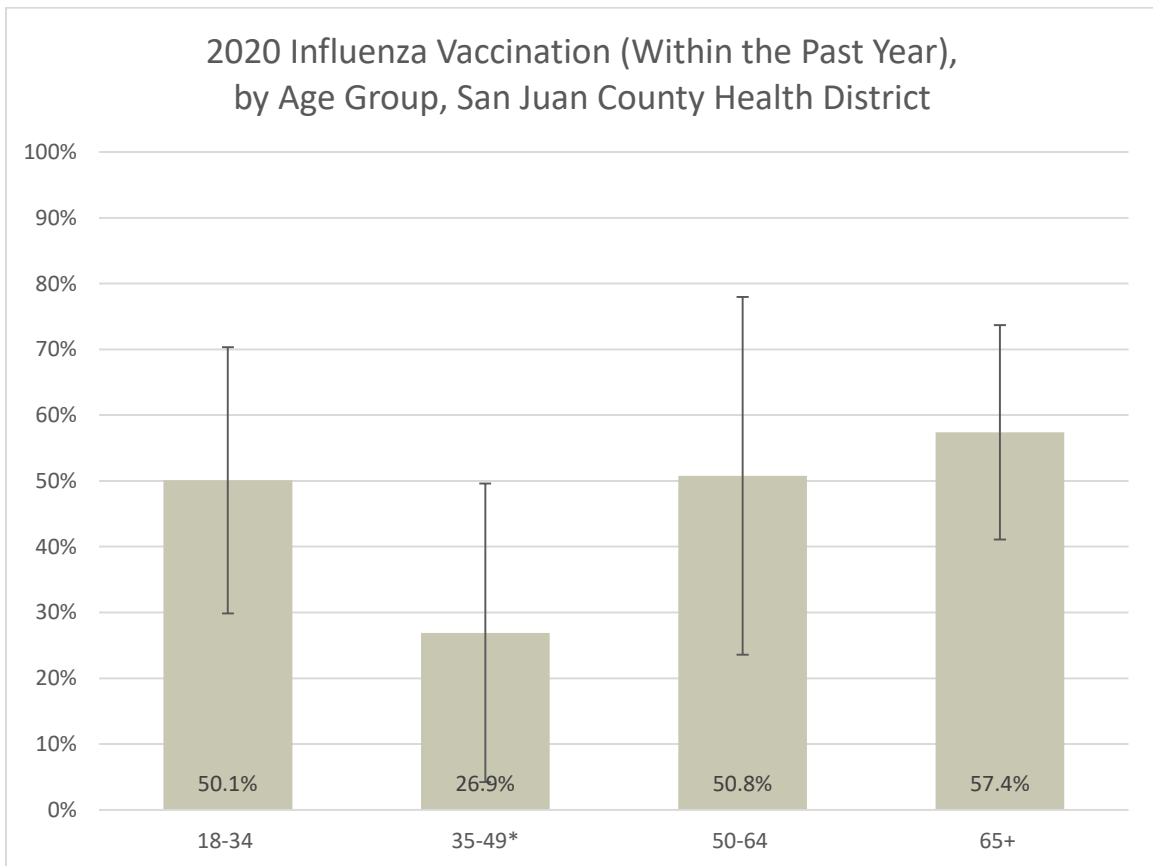
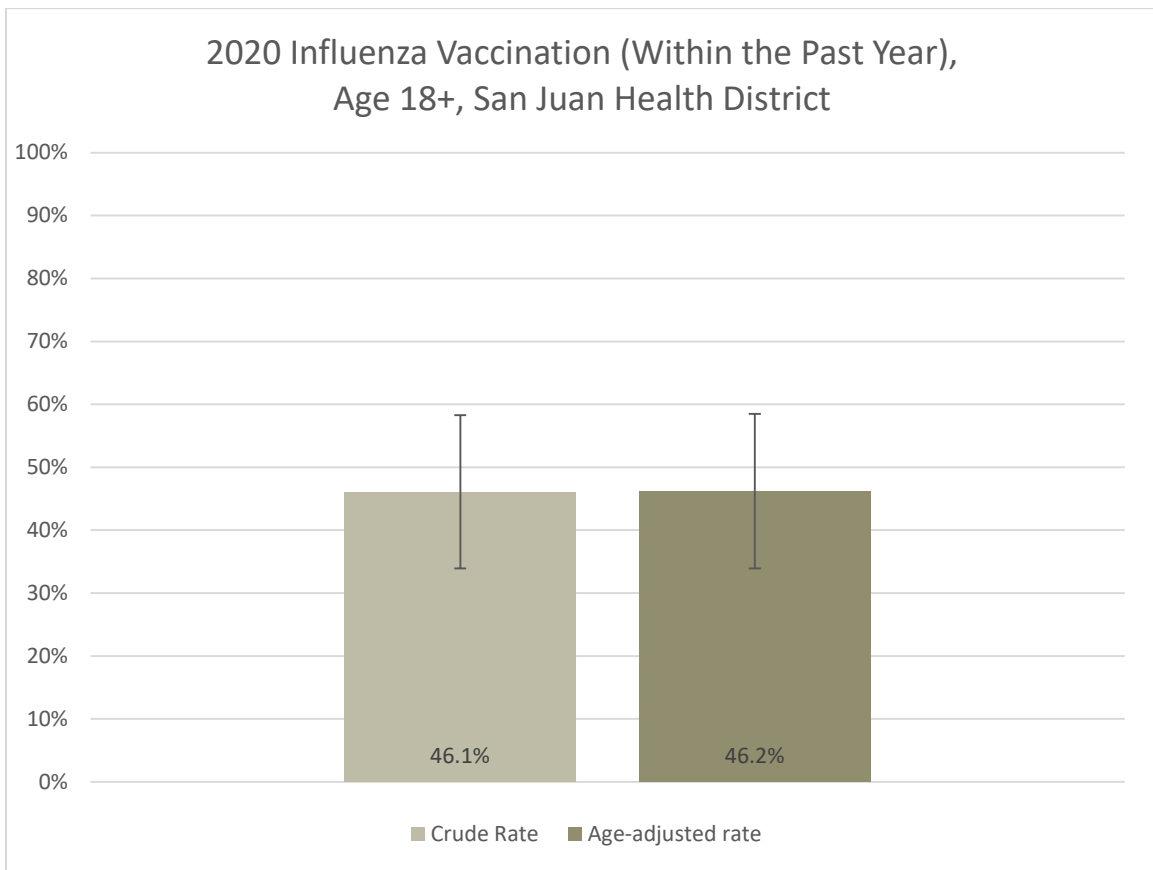
\*\*\* PPSV23 vaccination only recommended for adults age 65+. This measure reports only the percentage of adults age 65+ who are vaccinated with PPSV23.



Data Source: BRFSS, Utah, 2020, crude and age-adjusted rates (Ref 2).

\* Use caution in interpretation; the estimate has a coefficient of variation >30% and is deemed unreliable by UDOH standards. **63**

\*\* The estimate has been suppressed because the relative standard error is greater than 50% and is therefore not permitted to be published due to UDOH data standards



Data Source: BRFSS, Utah, 2020, crude and age-adjusted rates (Ref 2).

\* Use caution in interpretation; the estimate has a coefficient of variation >30% and is deemed unreliable by UDOH standards.