



≤ 3 Months of Age		
Children in USIIS born between 3/2/2020 and 7/1/2020		
	Total	%
Weber-Morgan Health District	530	-
≥1 dose DTaP	527	99.4
≥1 dose Polio	524	98.9
≥1 dose Hib	525	99.1
≥1 dose HepB	524	98.9
≥2 doses HepB	420	79.2
≥1 dose PCV	523	98.7

≤ 5 Months of Age		
Children in USIIS born between 1/2/2020 and 7/1/2020		
	Total	%
Weber-Morgan Health District	1069	-
≥2 doses DTaP	426	39.9
≥2 doses Polio	425	39.8
≥2 doses Hib	424	39.7
≥2 doses HepB	920	86.1
≥2 doses PCV	425	39.8

≤ 13 Months of Age		
Children in USIIS born between 6/2/2019 and 7/1/2020		
	Total	%
Weber-Morgan Health District	3197	-
≥3 doses DTaP	1736	54.3
≥2 doses Polio	2419	75.7
≥1 dose MMR	147	4.6
≥2 doses Hib	2425	75.9
≥3 doses Hib	1688	52.8
≥2 doses HepB	2974	93.0
≥3 doses HepB	1751	54.8
≥1 dose Varicella	146	4.6
≥3 doses PCV	1718	53.7

< 19 Months of Age		
Children in USIIS born between 12/2/2018 and 7/1/2020		
	Total	%
Weber-Morgan Health District	4996	-
≥3 doses DTaP	3382	67.7
≥4 doses DTaP	692	13.9
≥3 doses Polio	3368	67.4
≥1 dose MMR	1544	30.9
≥3 doses Hib	3314	66.3
≥1 dose Hib	4966	99.4
≥3 doses HepB	3371	67.5
≥1 dose Varicella	1540	30.8
≥3 doses PCV	3350	67.1
≥4 doses PCV	1334	26.7
4:3:1	679	13.6
4:3:1:3	678	13.6
4:3:1:4	658	13.2
4:3:1:3:3	663	13.3
4:3:1:0:3	664	13.3
4:3:1:4:3	638	12.8
4:3:1:3:3:1	659	13.2
4:3:1:0:3:1	660	13.2
4:3:1:4:3:1	635	12.7

<24 Months of Age		
Children in USIS born between 7/2/2018 and 7/1/2020		
	Total	%
Weber-Morgan Health District	6663	-
≥3 doses DTaP	4938	74.1
≥4 doses DTaP	1952	29.3
≥3 doses Polio	4913	73.7
≥1 dose MMR	3016	45.3
≥3 doses Hib	4859	72.9
≥1 dose Hib	6615	99.3
≥3 doses HepB	4884	73.3
≥1 dose Varicella	3002	45.1
≥3 doses PCV	4896	73.5
≥4 doses PCV	2663	40.0
4:3:1	1926	28.9
4:3:1:3	1923	28.9
4:3:1:4	1857	27.9
4:3:1:3:3	1883	28.3
4:3:1:0:3	1886	28.3
4:3:1:4:3	1817	27.3
4:3:1:3:3:1	1875	28.1
4:3:1:0:3:1	1877	28.2
4:3:1:4:3:1	1810	27.2
4:3:1:3:3:1:4	1813	27.2

24 - 35 Months of Age		
Children in USIS born between 7/2/2017 and 7/1/2018		
	Total	%
Weber-Morgan Health District	3942	-
≥3 doses DTaP	3638	92.3
≥4 doses DTaP	3182	80.7
≥3 doses Polio	3623	91.9
≥1 dose MMR	3551	90.1
≥3 doses Hib	3607	91.5
≥1 dose Hib	3908	99.1
≥3 doses HepB	3551	90.1
HepB Birth	3468	88.0
≥1 dose Varicella	3531	89.6
≥3 doses PCV	3614	91.7
≥4 doses PCV	3173	80.5
≥2 doses HepA	2748	69.7
≥1 dose Rota	3663	92.9
4:3:1	3153	80.0
4:3:1:3	3144	79.8
4:3:1:4	3019	76.6
4:3:1:3:3	3084	78.2
4:3:1:0:3:1	3078	78.1
4:3:1:3:3:1	3070	77.9
4:3:1:4:3:1	2882	73.1
4:3:1:0:3:1:4	2958	75.0
4:3:1:3:3:1:4	2955	75.0

12 - 17 Years of Age		
Children in USIIS born between 7/2/2002 and 7/1/2008		
	Total	%
Weber-Morgan Health District	32815	-
1 HPV	17147	52.3
2 HPV	10663	32.5
3 HPV	3220	9.8
HPV UTD	10559	32.2
Female Total	Female %	
Weber-Morgan Health District	15869	-
1 HPV	8619	54.3
2 HPV	5474	34.5
3 HPV	1786	11.3
HPV UTD	5423	34.2
Male Total	Male %	
Weber-Morgan Health District	16811	-
1 HPV	8475	50.4
2 HPV	5157	30.7
3 HPV	1429	8.5
HPV UTD	5104	30.4

16 - 18 Years of Age		
Children in USIIS born between 7/2/2002 and 7/1/2004		
	Total	%
Weber-Morgan Health District	10820	-
≥2 doses Meningococcal	1851	17.1
≥1 dose MenB	1014	9.4

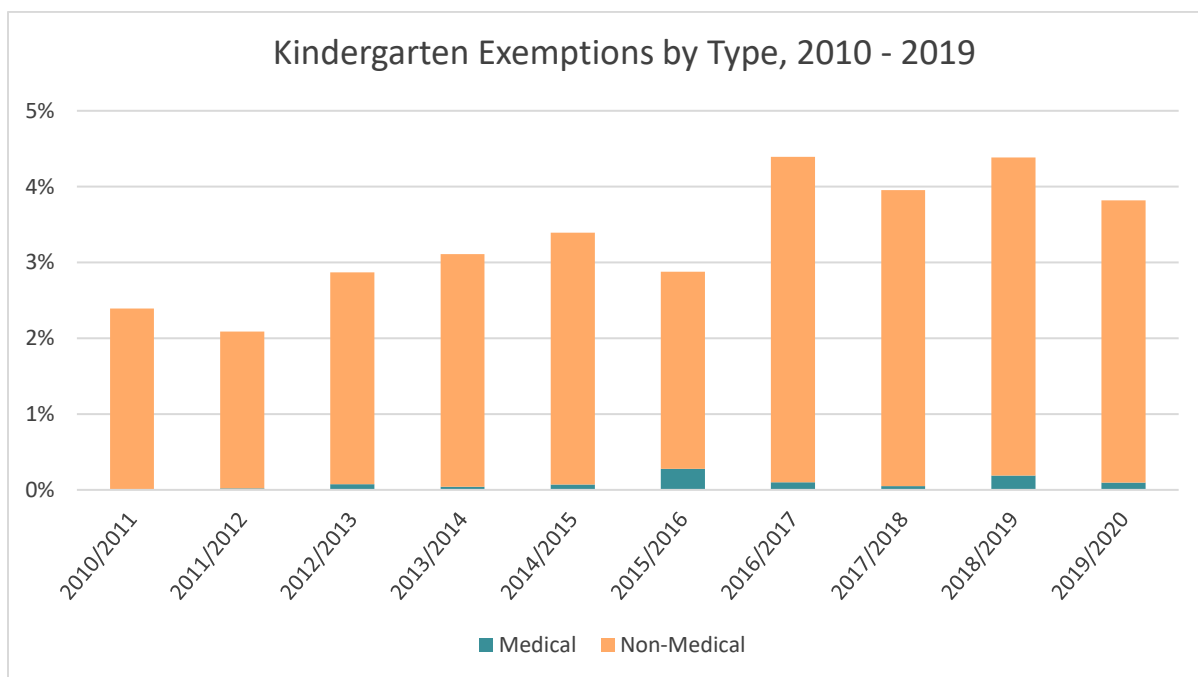
≤18 Years of Age		
Children in USIIS born after 7/2/2001		
	Total	%
Weber-Morgan Health District	91786	-
≥1 dose Influenza in lifetime	66396	72.3
≥1 dose Influenza last flu season*	32292	35.2

* Last flu season between 7/1/2019 and 6/30/2020.

12 - 17 Years of Age		
Children in USIIS born between 7/2/2002 and 7/1/2008		
	Total	%
Weber-Morgan Health District	32815	-
≥1 dose Meningococcal	23701	72.2
≥1 dose Tdap	23718	72.3
≥1 dose Varicella	27929	85.1
≥2 doses Varicella	22435	68.4

Immunization Status by School District 2019										
	Morgan		Ogden		Weber		Charter Schools		Private Schools	
	Adequately Immun. (%)	Total Exempt (%)	Adequately Immun. (%)	Total Exempt (%)	Adequately Immun. (%)	Total Exempt (%)	Adequately Immun. (%)	Total Exempt (%)	Adequately Immun. (%)	Total Exempt (%)
Kindergarten School Entry	90.2	6.2	89.4	2.4	91.3	2.8	90.8	8.6	93.9	2.0
Second-dose MMR (K-12)	95.2	4.0	97.4	1.9	97.1	2.7	92.7	7.1	98.5	1.1
7th Grade School Entry	92.3	7.0	91.3	2.1	90.9	3.1	87.3	10.0	95.2	2.4

Immunization Status for Child Care 2019		
	Adequate Immunized (%)	Total Exemptions (%)
Licensed Child Care Facilities	89.5	2.0
Head Start Centers	97.6	1.2



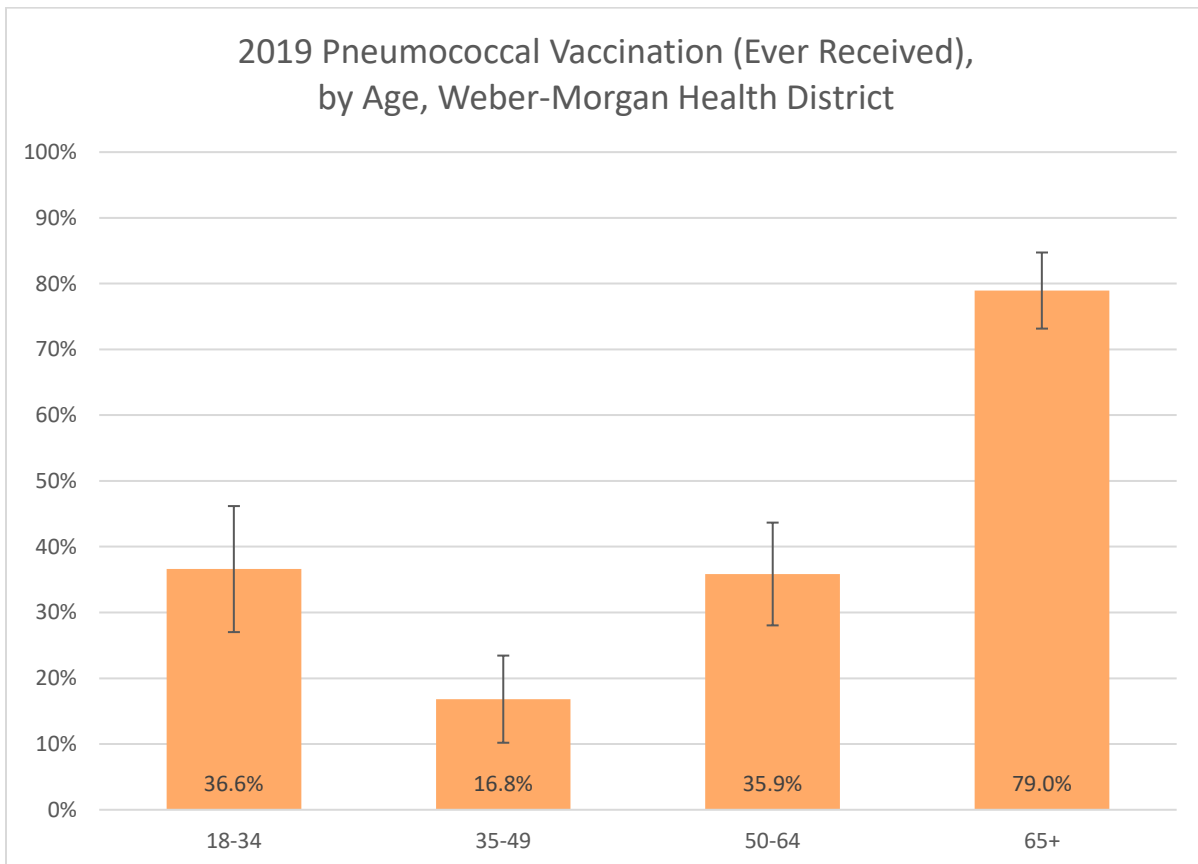
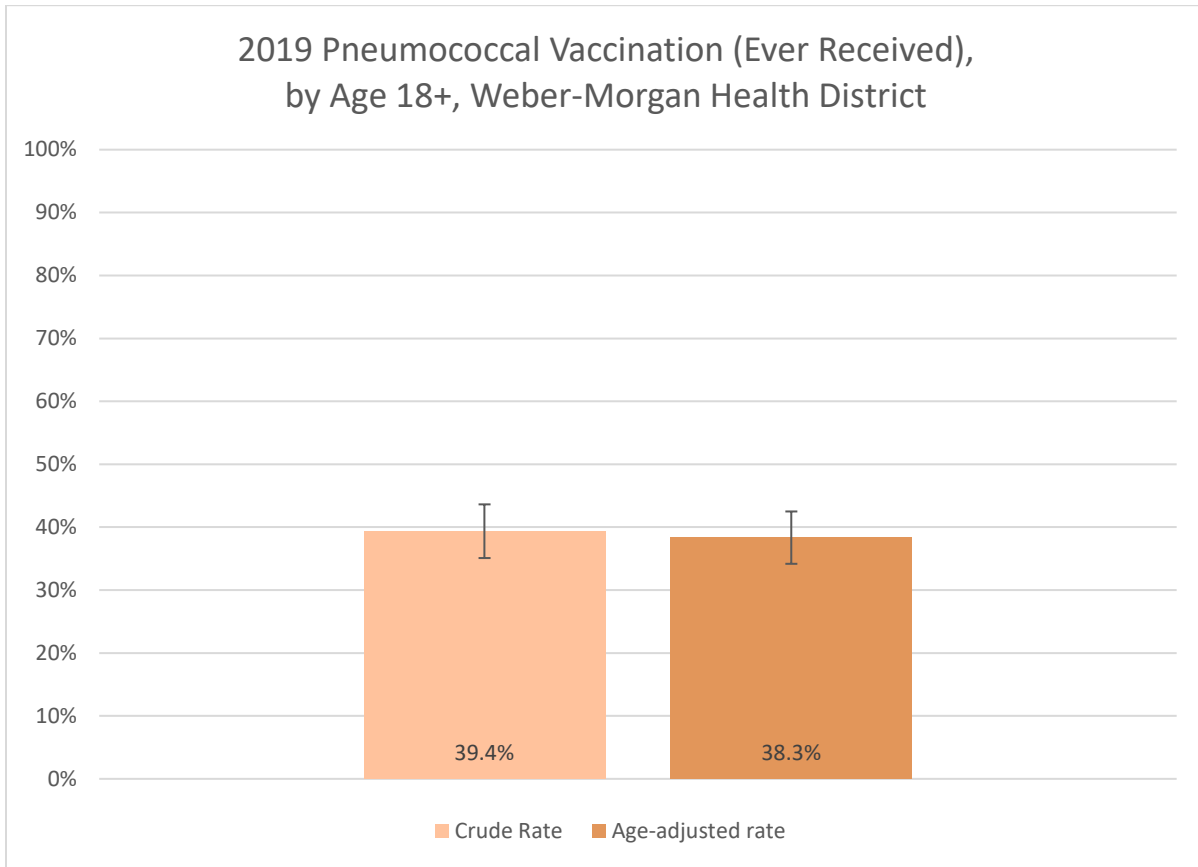
This health district has one or more online schools, which accept students throughout the state. The online school(s) has been excluded from this district and its information has been combined with all the online schools in the state. See page 110 for this information.

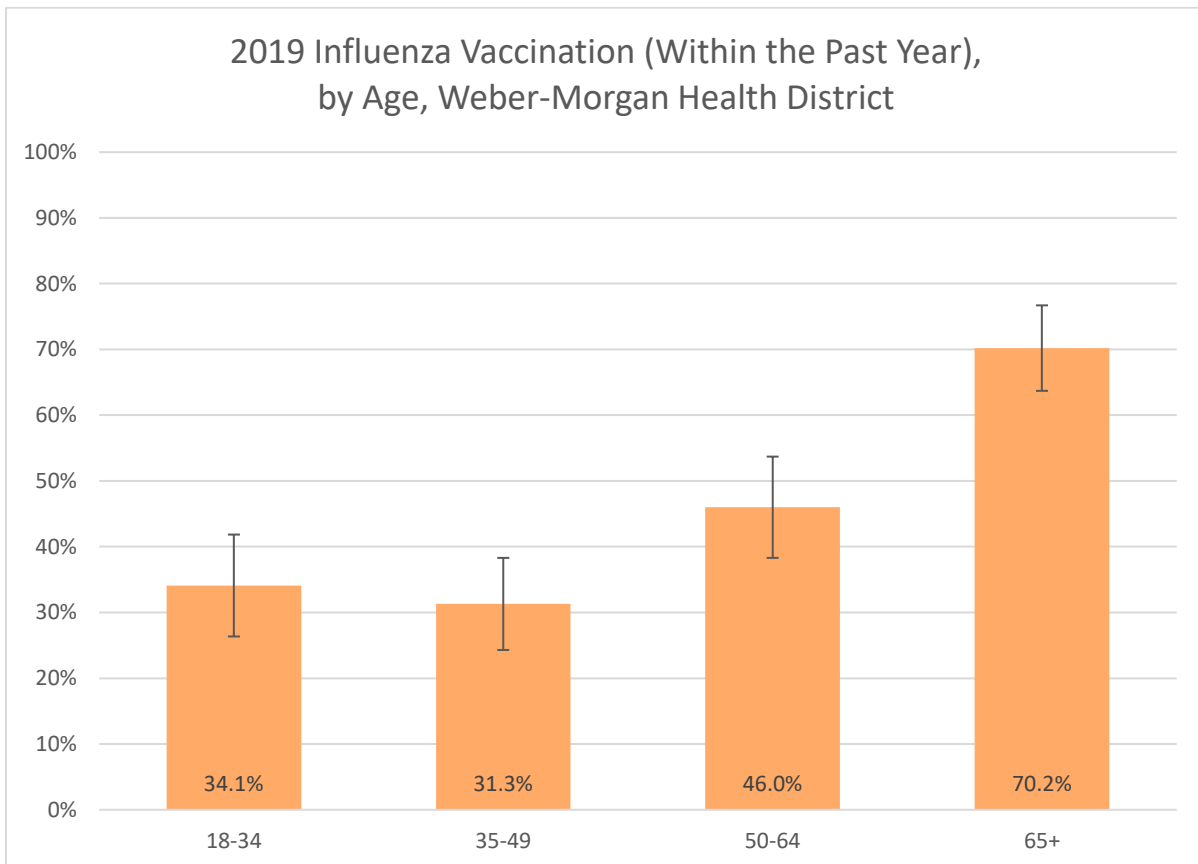
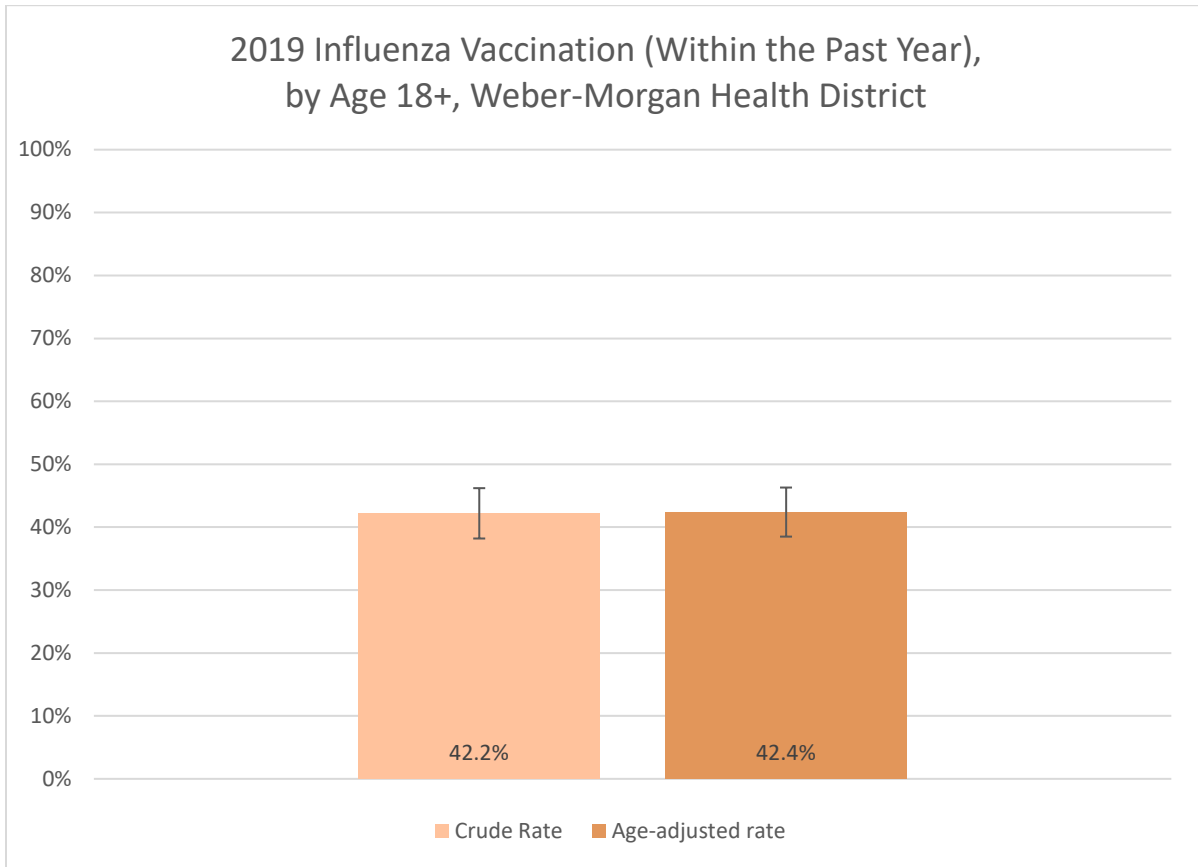
≥19 Years of Age		
Adults in USIIS born on or before 7/1/2001		
	Total	%
Weber-Morgan Health District	215574	-
≥1 dose Influenza last season*	64338	29.8
≥1 dose Tdap	115156	53.4
≥1 dose Varicella	29822	13.8
≥1 dose HPV	21503	10.0
≥1 dose Zoster**	13131	6.1
≥1 dose MMR	69702	32.3
≥1 dose PCV	35031	16.3
≥1 dose PPSV23***	32750	15.2
≥1 dose Hep A	71289	33.1
≥1 dose Hep B	84259	39.1
≥1 dose Meningococcal	31448	14.6
≥1 dose Men B	2395	1.1
≥1 dose Hib	47959	22.2

* Last flu season between 7/1/2019 and 6/30/2020.

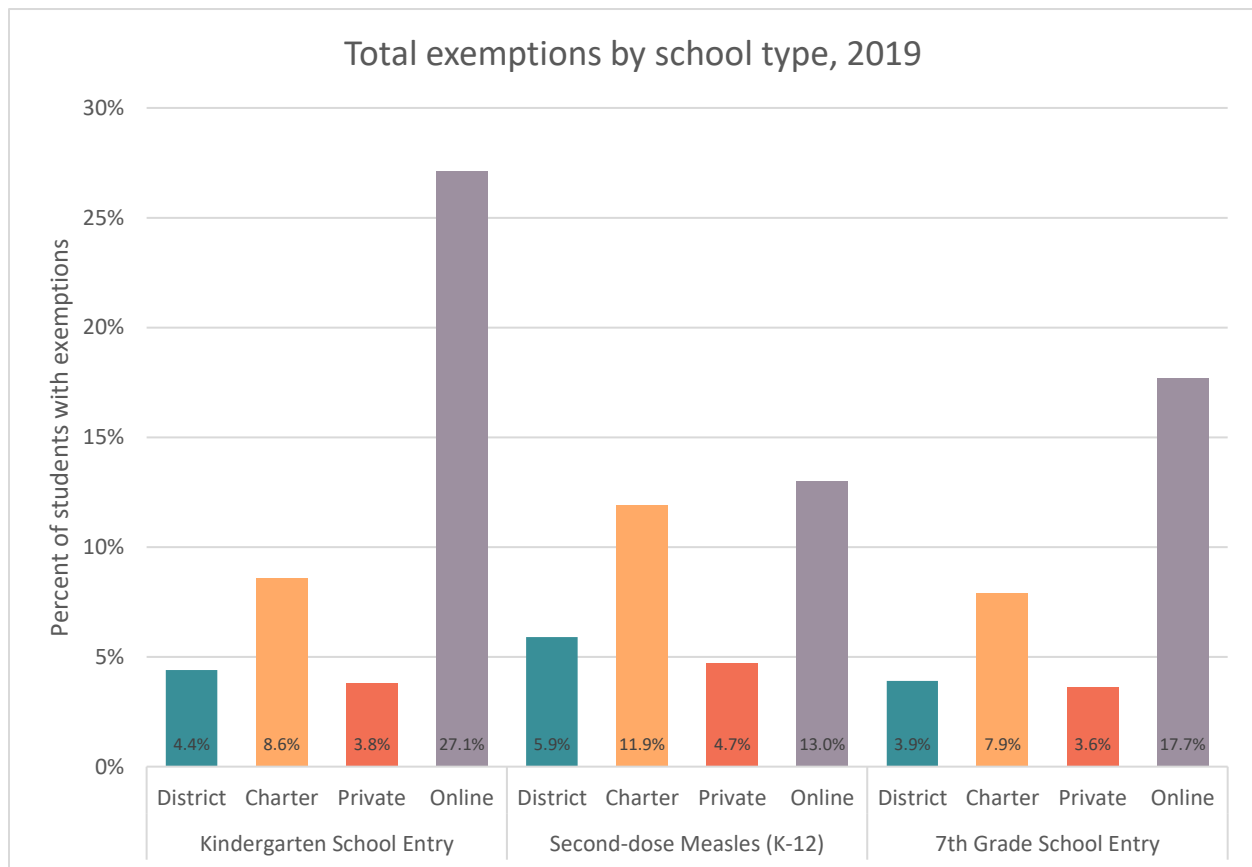
** Zoster vaccination only available to adults age 50+. This measure reports only the percentage of adults age 50+ who are vaccinated with the Zoster vaccine.

*** PPSV23 vaccination only recommended for adults age 65+. This measure reports only the percentage of adults age 65+ who are vaccinated with PPSV23.





Online Schools, Adequately Immunized, 2019		
	Adequately Immunized (%)	Total Exemptions (%)
Kindergarten School Entry	71.9	27.1
Two doses of MMR (K-12)	86.9	13.0
7th Grade School Entry	81.0	17.7



Online schools represented in this data include schools in Davis, Salt Lake, Southwest, Tooele, Utah, and Weber-Morgan health districts. Online schools may enroll students from any location in Utah and therefore were analyzed separately from the other schools in their district.

It is worth pointing out that online schools have total exemption rates approximately 2-6 times higher than public and private schools and approximately 2-3 times higher than charter schools.