



≤ 3 Months of Age		
Children in USIIS born between 3/2/2020 and 7/1/2020		
	Total	%
Tooele County Health District	146	-
≥1 dose DTaP	140	95.9
≥1 dose Polio	139	95.2
≥1 dose Hib	141	96.6
≥1 dose HepB	145	99.3
≥2 doses HepB	126	86.3
≥1 dose PCV	141	96.6

≤ 5 Months of Age		
Children in USIIS born between 1/2/2020 and 7/1/2020		
	Total	%
Tooele County Health District	285	-
≥2 doses DTaP	96	33.7
≥2 doses Polio	95	33.3
≥2 doses Hib	94	33.0
≥2 doses HepB	252	88.4
≥2 doses PCV	95	33.3

≤ 13 Months of Age		
Children in USIIS born between 6/2/2019 and 7/1/2020		
	Total	%
Tooele County Health District	862	-
≥3 doses DTaP	451	52.3
≥2 doses Polio	630	73.1
≥1 dose MMR	38	4.4
≥2 doses Hib	628	72.9
≥3 doses Hib	429	49.8
≥2 doses HepB	806	93.5
≥3 doses HepB	512	59.4
≥1 dose Varicella	37	4.3
≥3 doses PCV	444	51.5

< 19 Months of Age		
Children in USIIS born between 12/2/2018 and 7/1/2020		
	Total	%
Tooele County Health District	1374	-
≥3 doses DTaP	901	65.6
≥4 doses DTaP	171	12.4
≥3 doses Polio	893	65.0
≥1 dose MMR	446	32.5
≥3 doses Hib	867	63.1
≥1 dose Hib	1365	99.3
≥3 doses HepB	965	70.2
≥1 dose Varicella	432	31.4
≥3 doses PCV	892	64.9
≥4 doses PCV	301	21.9
4:3:1	169	12.3
4:3:1:3	169	12.3
4:3:1:4	165	12.0
4:3:1:3:3	167	12.2
4:3:1:0:3	167	12.2
4:3:1:4:3	162	11.8
4:3:1:3:3:1	167	12.2
4:3:1:0:3:1	167	12.2
4:3:1:4:3:1	162	11.8

<24 Months of Age		
Children in USIS born between 7/2/2018 and 7/1/2020		
	Total	%
Tooele County Health District	1837	-
≥3 doses DTaP	1330	72.4
≥4 doses DTaP	517	28.1
≥3 doses Polio	1319	71.8
≥1 dose MMR	863	47.0
≥3 doses Hib	1290	70.2
≥1 dose Hib	1824	99.3
≥3 doses HepB	1396	76.0
≥1 dose Varicella	842	45.8
≥3 doses PCV	1318	71.7
≥4 doses PCV	663	36.1
4:3:1	512	27.9
4:3:1:3	512	27.9
4:3:1:4	501	27.3
4:3:1:3:3	508	27.7
4:3:1:0:3	508	27.7
4:3:1:4:3	476	25.9
4:3:1:3:3:1	505	27.5
4:3:1:0:3:1	505	27.5
4:3:1:4:3:1	474	25.8
4:3:1:3:3:1:4	494	26.9

24 - 35 Months of Age		
Children in USIS born between 7/2/2017 and 7/1/2018		
	Total	%
Tooele County Health District	1162	-
≥3 doses DTaP	1087	93.5
≥4 doses DTaP	948	81.6
≥3 doses Polio	1079	92.9
≥1 dose MMR	1064	91.6
≥3 doses Hib	1066	91.7
≥1 dose Hib	1150	99.0
≥3 doses HepB	1067	91.8
HepB Birth	1021	87.9
≥1 dose Varicella	1062	91.4
≥3 doses PCV	1077	92.7
≥4 doses PCV	940	80.9
≥2 doses HepA	837	72.0
≥1 dose Rota	1082	93.1
4:3:1	940	80.9
4:3:1:3	933	80.3
4:3:1:4	898	77.3
4:3:1:3:3	910	78.3
4:3:1:0:3:1	912	78.5
4:3:1:3:3:1	905	77.9
4:3:1:4:3:1	825	71.0
4:3:1:0:3:1:4	870	74.9
4:3:1:3:3:1:4	868	74.7

12 - 17 Years of Age		
Children in USIIS born between 7/2/2002 and 7/1/2008		
	Total	%
Tooele County Health District	10237	-
1 HPV	5479	53.5
2 HPV	3281	32.1
3 HPV	920	9.0
HPV UTD	3235	31.6
Female Total		Female %
Tooele County Health District	4917	-
1 HPV	2729	55.5
2 HPV	1692	34.4
3 HPV	512	10.4
HPV UTD	1674	34.0
Male Total		Male %
Tooele County Health District	5249	-
1 HPV	2723	51.9
2 HPV	1573	30.0
3 HPV	406	7.7
HPV UTD	1545	29.4

16 - 18 Years of Age		
Children in USIIS born between 7/2/2002 and 7/1/2004		
	Total	%
Tooele County Health District	3384	-
≥2 doses Meningococcal	553	16.3
≥1 dose MenB	492	14.5

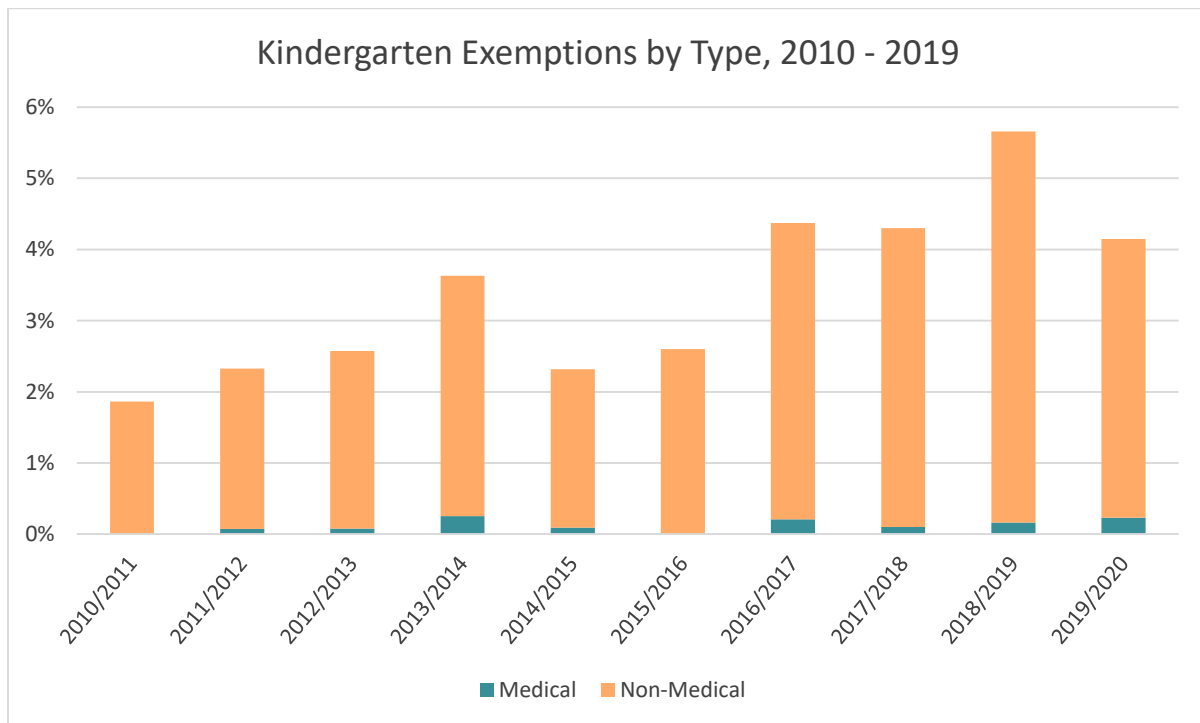
≤18 Years of Age		
Children in USIIS born after 7/2/2001		
	Total	%
Tooele County Health District	27720	-
≥1 dose Influenza in lifetime	20324	73.3
≥1 dose Influenza last flu season*	9232	33.3

* Last flu season between 7/1/2019 and 6/30/2020.

12 - 17 Years of Age		
Children in USIIS born between 7/2/2002 and 7/1/2008		
	Total	%
Tooele County Health District	10237	-
≥1 dose Meningococcal	7144	69.8
≥1 dose Tdap	7158	69.9
≥1 dose Varicella	8856	86.5
≥2 doses Varicella	7179	70.1

Immunization Status by School District 2019						
	Tooele		Charter Schools		Private Schools	
	Adequately Immunized (%)	Total Exempt (%)	Adequately Immunized (%)	Total Exempt (%)	Adequately Immunized (%)	Total Exempt (%)
Kindergarten School Entry	94.5	4.0	92.4	4.8	100.0	0.0
Second-dose MMR (K-12)	97.0	2.9	95.5	4.4	100.0	0.0
7th Grade School Entry	88.0	3.6	91.1	4.1	-	-

Immunization Status for Child Care 2019		
	Adequate Immunized (%)	Total Exemptions (%)
Licensed Child Care Facilities	97.1	0.6
Head Start Centers	-	-



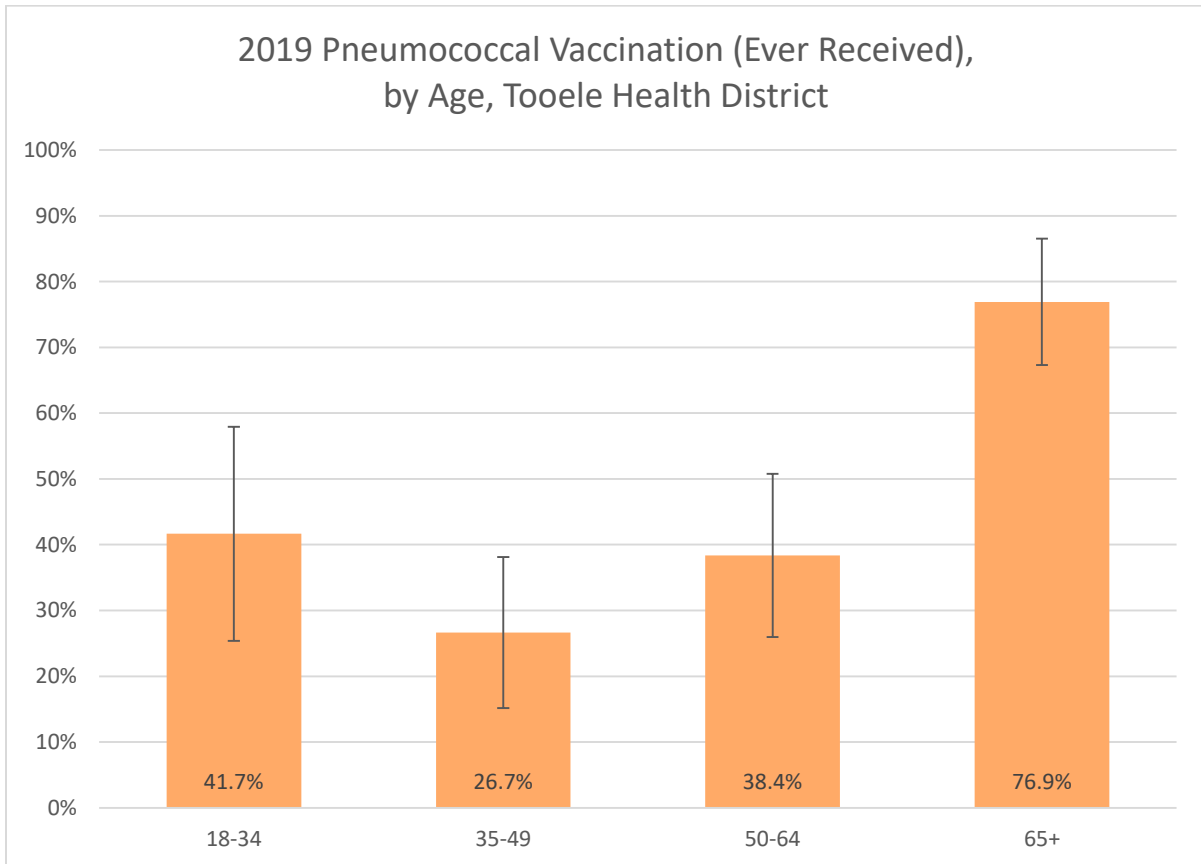
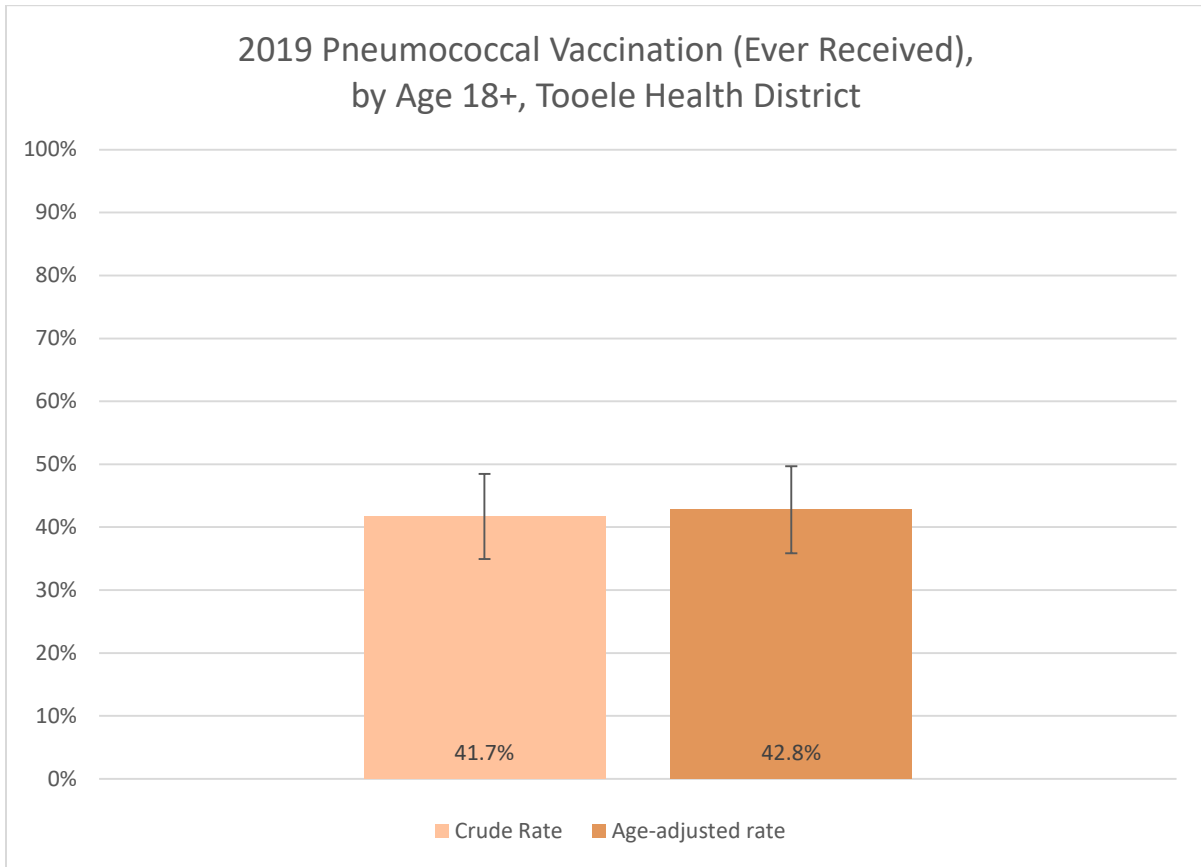
This health district has one or more online schools, which accept students throughout the state. The online school(s) has been excluded from this district and its information has been combined with all the online schools in the state. See page 110 for this information.

≥19 Years of Age		
Adults in USIIS born on or before 7/1/2001		
	Total	%
Tooele County Health District	58676	-
≥1 dose Influenza last season*	15228	26.0
≥1 dose Tdap	28423	48.4
≥1 dose Varicella	7442	12.7
≥1 dose HPV	5962	10.2
≥1 dose Zoster**	2587	4.4
≥1 dose MMR	21962	37.4
≥1 dose PCV	8449	14.4
≥1 dose PPSV23***	8741	14.9
≥1 dose Hep A	18827	32.1
≥1 dose Hep B	21422	36.5
≥1 dose Meningococcal	7189	12.3
≥1 dose Men B	907	1.5
≥1 dose Hib	15581	26.6

* Last flu season between 7/1/2019 and 6/30/2020.

** Zoster vaccination only available to adults age 50+. This measure reports only the percentage of adults age 50+ who are vaccinated with the Zoster vaccine.

*** PPSV23 vaccination only recommended for adults age 65+. This measure reports only the percentage of adults age 65+ who are vaccinated with PPSV23.



Data Source: BRFSS, Utah, 2019, crude and age-adjusted rates (Ref 2).

* Does not meet UDOH standards for reliability.

