



<b>≤ 3 Months of Age</b>		
Children in USIIS born between 3/2/2020 and 7/1/2020		
	<b>Total</b>	<b>%</b>
San Juan County Health District	16	-
≥1 dose DTaP	15	93.8
≥1 dose Polio	15	93.8
≥1 dose Hib	15	93.8
≥1 dose HepB	16	100.0
≥2 doses HepB	14	87.5
≥1 dose PCV	16	100.0

<b>≤ 5 Months of Age</b>		
Children in USIIS born between 1/2/2020 and 7/1/2020		
	<b>Total</b>	<b>%</b>
San Juan County Health District	35	-
≥2 doses DTaP	7	20.0
≥2 doses Polio	7	20.0
≥2 doses Hib	8	22.9
≥2 doses HepB	32	91.4
≥2 doses PCV	6	17.1

<b>≤ 13 Months of Age</b>		
Children in USIIS born between 6/2/2019 and 7/1/2020		
	<b>Total</b>	<b>%</b>
San Juan County Health District	106	-
≥3 doses DTaP	41	38.7
≥2 doses Polio	71	67.0
≥1 dose MMR	3	2.8
≥2 doses Hib	69	65.1
≥3 doses Hib	36	34.0
≥2 doses HepB	100	94.3
≥3 doses HepB	50	47.2
≥1 dose Varicella	2	1.9
≥3 doses PCV	36	34.0

<b>&lt; 19 Months of Age</b>		
Children in USIIS born between 12/2/2018 and 7/1/2020		
	<b>Total</b>	<b>%</b>
San Juan County Health District	171	-
≥3 doses DTaP	85	49.7
≥4 doses DTaP	4	2.3
≥3 doses Polio	85	49.7
≥1 dose MMR	32	18.7
≥3 doses Hib	77	45.0
≥1 dose Hib	167	97.7
≥3 doses HepB	101	59.1
≥1 dose Varicella	31	18.1
≥3 doses PCV	79	46.2
≥4 doses PCV	19	11.1
4:3:1	3	1.8
4:3:1:3	3	1.8
4:3:1:4	3	1.8
4:3:1:3:3	3	1.8
4:3:1:0:3	3	1.8
4:3:1:4:3	3	1.8
4:3:1:3:3:1	3	1.8
4:3:1:0:3:1	3	1.8
4:3:1:4:3:1	3	1.8

<b>&lt;24 Months of Age</b>		
Children in USIS born between 7/2/2018 and 7/1/2020		
	<b>Total</b>	<b>%</b>
San Juan County Health District	246	-
≥3 doses DTaP	144	58.5
≥4 doses DTaP	36	14.6
≥3 doses Polio	144	58.5
≥1 dose MMR	88	35.8
≥3 doses Hib	132	53.7
≥1 dose Hib	241	98.0
≥3 doses HepB	162	65.9
≥1 dose Varicella	85	34.6
≥3 doses PCV	135	54.9
≥4 doses PCV	52	21.1
4:3:1	34	13.8
4:3:1:3	34	13.8
4:3:1:4	31	12.6
4:3:1:3:3	32	13.0
4:3:1:0:3	32	13.0
4:3:1:4:3	30	12.2
4:3:1:3:3:1	32	13.0
4:3:1:0:3:1	32	13.0
4:3:1:4:3:1	30	12.2
4:3:1:3:3:1:4	30	12.2

<b>24 - 35 Months of Age</b>		
Children in USIS born between 7/2/2017 and 7/1/2018		
	<b>Total</b>	<b>%</b>
San Juan County Health District	186	-
≥3 doses DTaP	162	87.1
≥4 doses DTaP	130	69.9
≥3 doses Polio	161	86.6
≥1 dose MMR	161	86.6
≥3 doses Hib	160	86.0
≥1 dose Hib	185	99.5
≥3 doses HepB	166	89.2
HepB Birth	162	87.1
≥1 dose Varicella	156	83.9
≥3 doses PCV	159	85.5
≥4 doses PCV	124	66.7
≥2 doses HepA	95	51.1
≥1 dose Rota	164	88.2
4:3:1	129	69.4
4:3:1:3	129	69.4
4:3:1:4	112	60.2
4:3:1:3:3	126	67.7
4:3:1:0:3:1	126	67.7
4:3:1:3:3:1	126	67.7
4:3:1:4:3:1	85	45.7
4:3:1:0:3:1:4	109	58.6
4:3:1:3:3:1:4	109	58.6

12 - 17 Years of Age		
Children in USIIS born between 7/2/2002 and 7/1/2008		
	Total	%
San Juan County Health District	2173	-
1 HPV	1202	55.3
2 HPV	764	35.2
3 HPV	207	9.5
HPV UTD	756	34.8
Female Total	Female %	
San Juan County Health District	1057	-
1 HPV	626	59.2
2 HPV	415	39.3
3 HPV	125	11.8
HPV UTD	408	38.6
Male Total	Male %	
San Juan County Health District	1106	-
1 HPV	573	51.8
2 HPV	349	31.6
3 HPV	82	7.4
HPV UTD	348	31.5

16 - 18 Years of Age		
Children in USIIS born between 7/2/2002 and 7/1/2004		
	Total	%
San Juan County Health District	734	-
≥2 doses Meningococcal	133	18.1
≥1 dose MenB	38	5.2

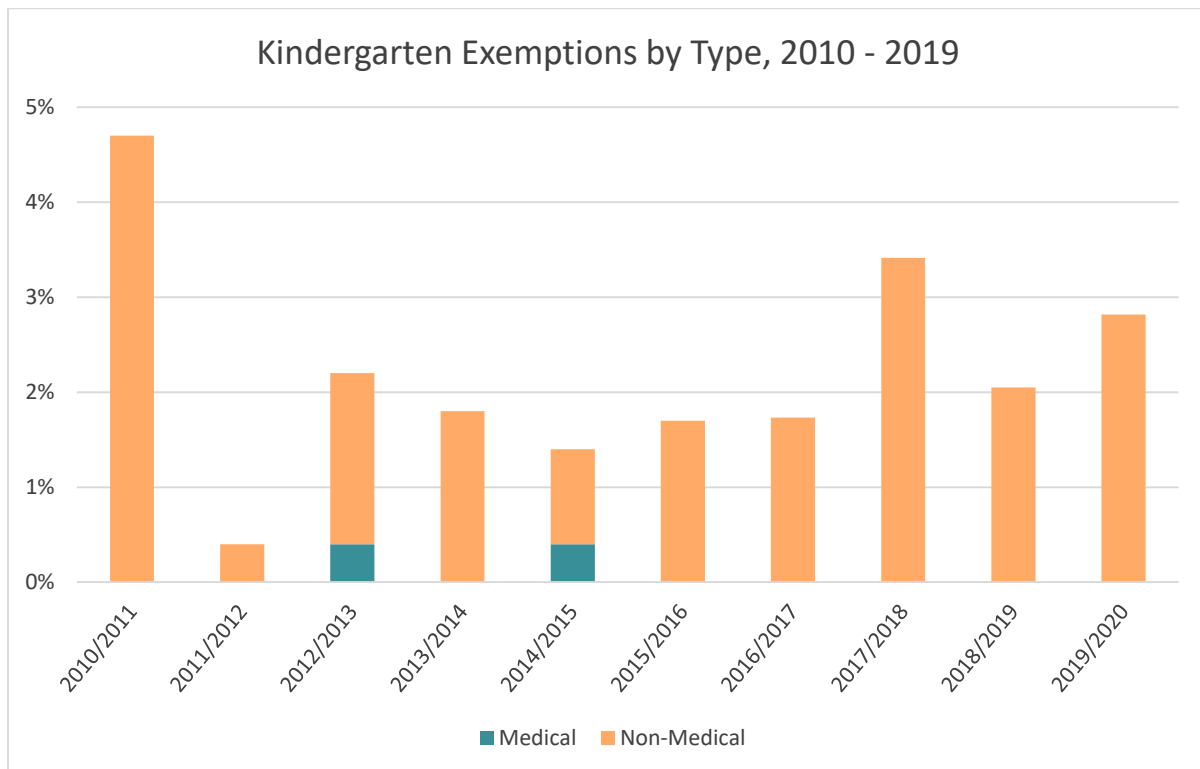
≤18 Years of Age		
Children in USIIS born after 7/2/2001		
	Total	%
San Juan County Health District	5553	-
≥1 dose Influenza in lifetime	3622	65.2
≥1 dose Influenza last flu season*	1475	26.6

\* Last flu season between 7/1/2019 and 6/30/2020.

12 - 17 Years of Age		
Children in USIIS born between 7/2/2002 and 7/1/2008		
	Total	%
San Juan County Health District	2173	-
≥1 dose Meningococcal	1485	68.3
≥1 dose Tdap	1493	68.7
≥1 dose Varicella	2003	92.2
≥2 doses Varicella	1794	82.6

Immunization Status by School District 2019						
	San Juan		Charter Schools		Private Schools	
	Adequately Immunized (%)	Total Exempt (%)	Adequately Immunized (%)	Total Exempt (%)	Adequately Immunized (%)	Total Exempt (%)
Kindergarten School Entry	81.7	2.8	-	-	-	-
Second-dose MMR (K-12)	95.3	2.8	-	-	-	-
7th Grade School Entry	78.6	0.7	-	-	-	-

Immunization Status for Child Care 2019		
	Adequate Immunized (%)	Total Exemptions (%)
Licensed Child Care Facilities	73.0	1.3
Head Start Centers	-	-

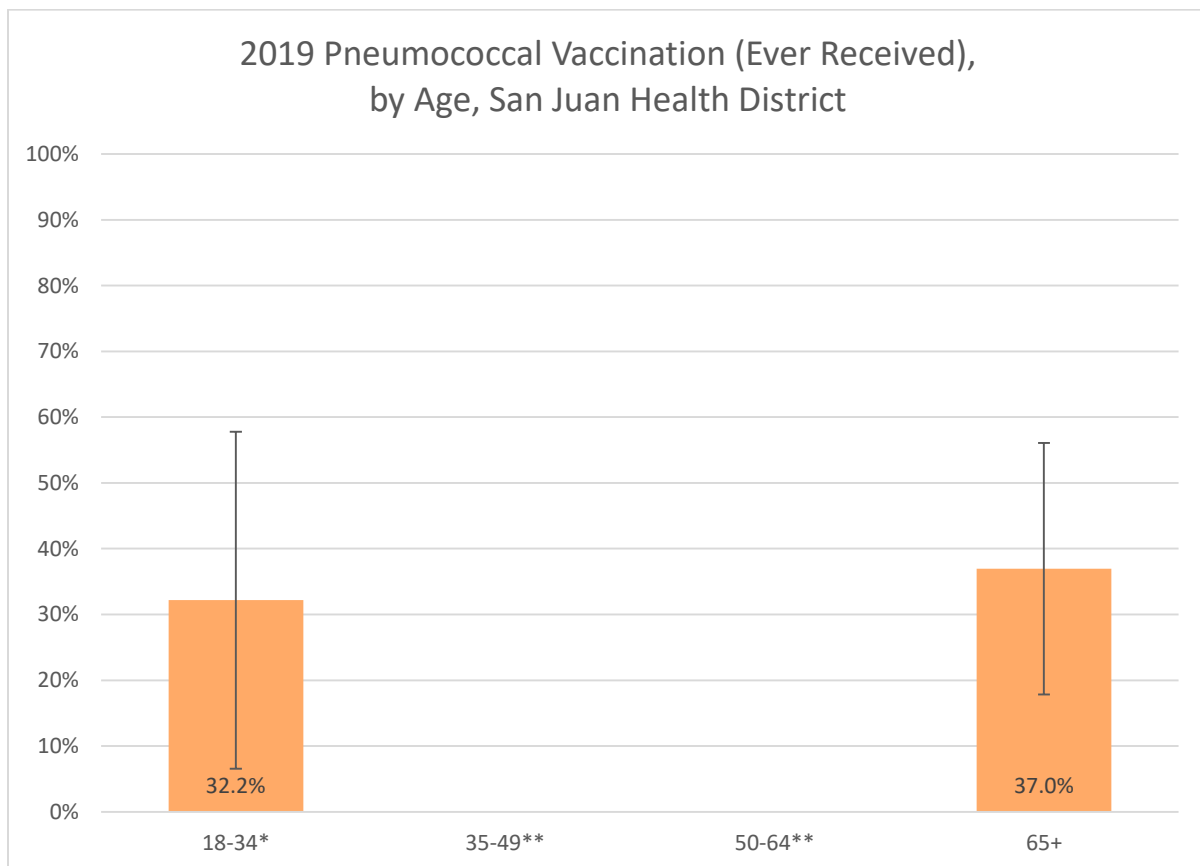
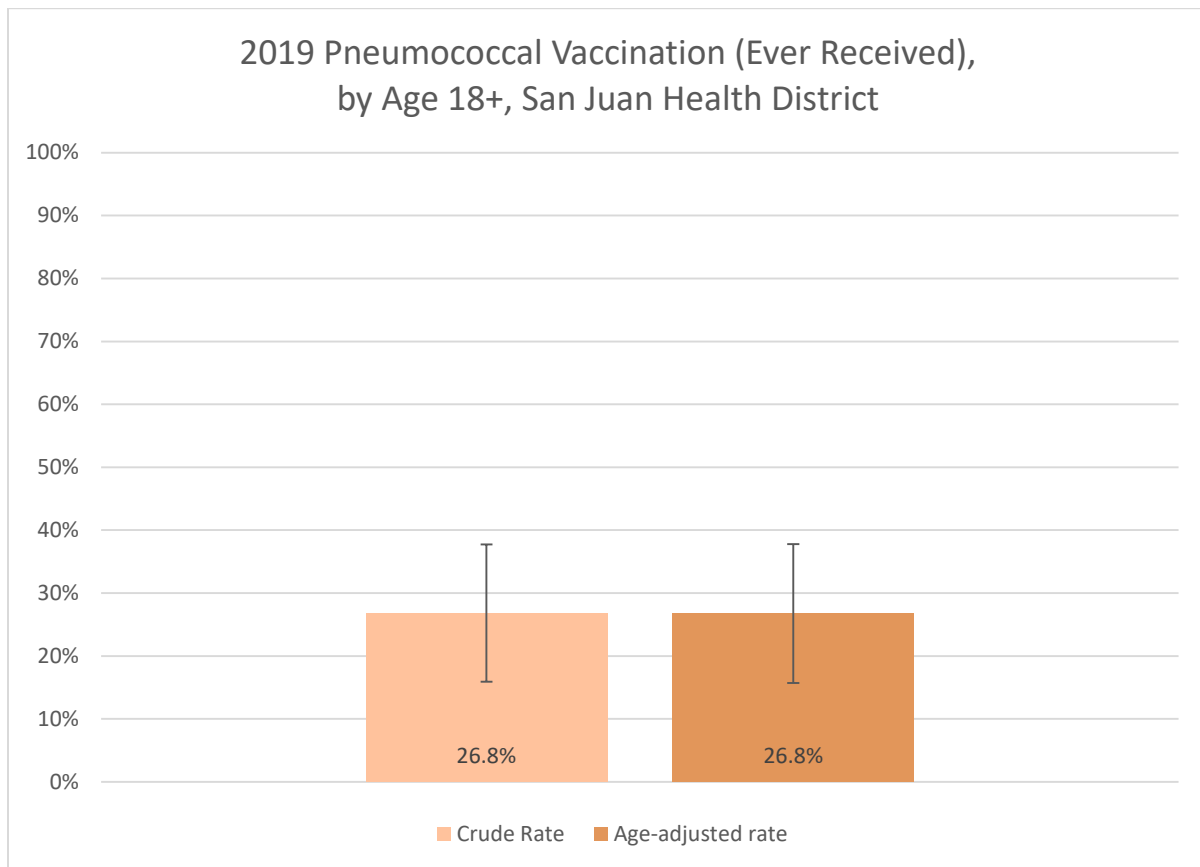


<b>≥19 Years of Age</b>		
Adults in USIIS born on or before 7/1/2001		
	<b>Total</b>	<b>%</b>
San Juan County Health District	11551	-
≥1 dose Influenza last season*	3111	26.9
≥1 dose Tdap	6360	55.1
≥1 dose Varicella	1665	14.4
≥1 dose HPV	1620	14.0
≥1 dose Zoster**	574	5.0
≥1 dose MMR	3744	32.4
≥1 dose PCV	1473	12.8
≥1 dose PPSV23***	1956	16.9
≥1 dose Hep A	5211	45.1
≥1 dose Hep B	5878	50.9
≥1 dose Meningococcal	2296	19.9
≥1 dose Men B	35	0.3
≥1 dose Hib	3300	28.6

\* Last flu season between 7/1/2019 and 6/30/2020.

\*\* Zoster vaccination only available to adults age 50+. This measure reports only the percentage of adults age 50+ who are vaccinated with the Zoster vaccine.

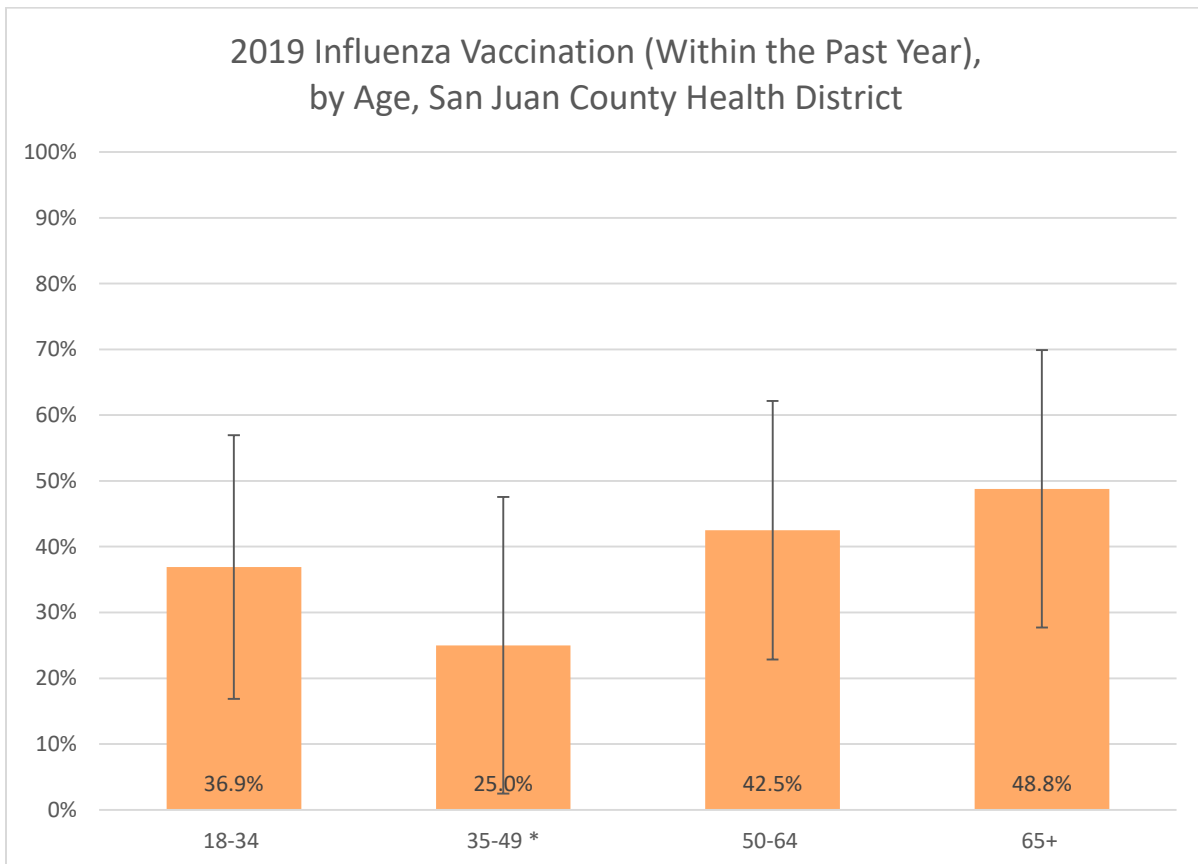
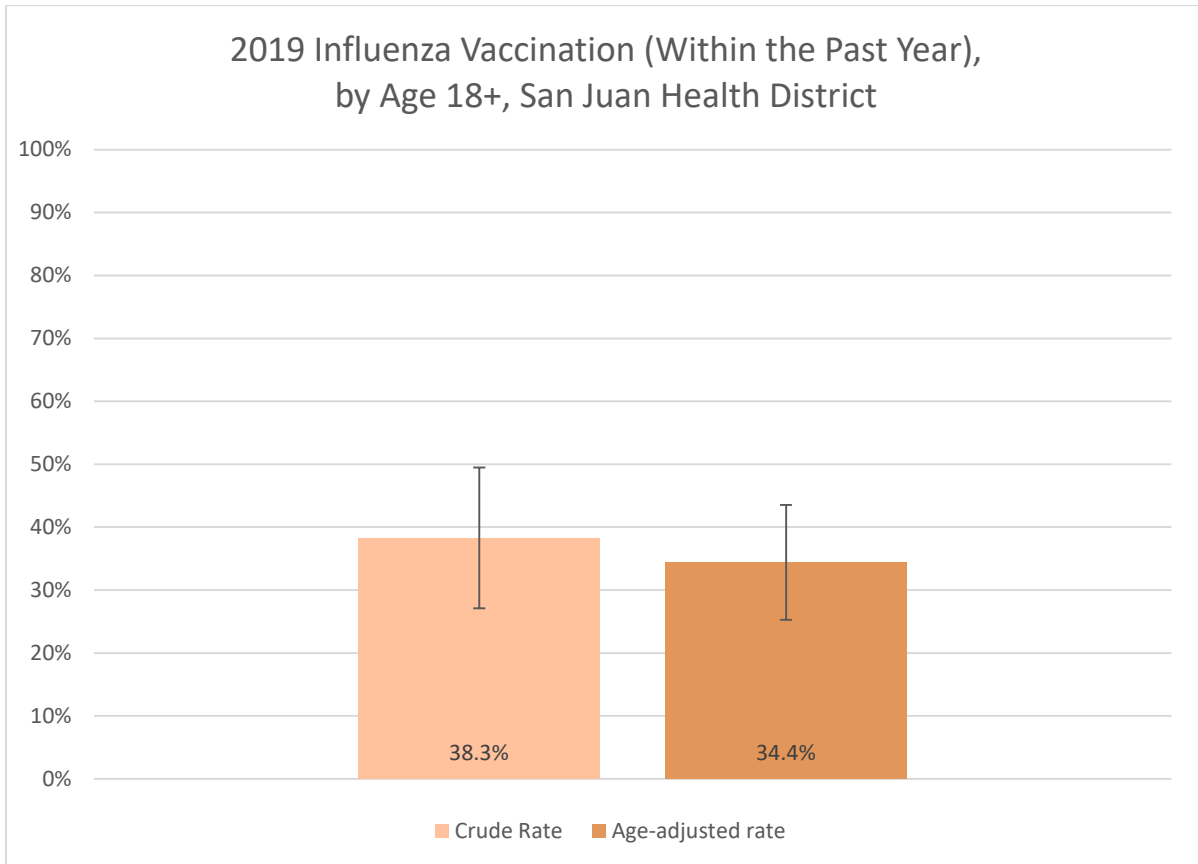
\*\*\* PPSV23 vaccination only recommended for adults age 65+. This measure reports only the percentage of adults age 65+ who are vaccinated with PPSV23.



Data Source: BRFSS, Utah, 2019, crude and age-adjusted rates (Ref 2).

\* Use caution in interpreting; the estimate has a coefficient of variation >30% and is deemed unreliable by UDOH standards.

\*\* The estimate has been suppressed because 1) The relative standard error is greater than 50% 2) the observed number of events is very small and not appropriate for publication, or 3) it could be used to calculate the number in a suppressed cell.



Data Source: BRFSS, Utah, 2019, crude and age-adjusted rates (Ref 2).

\* Use caution in interpreting; the estimate has a coefficient of variation >30% and is deemed unreliable by UDOH standards.