



≤ 3 Months of Age		
Children in USIIS born between 3/2/2019 and 7/1/2019		
	Total	%
Tooele County Health District	124	-
≥1 dose DTaP	123	99.2
≥1 dose Polio	124	100.0
≥1 dose Hib	123	99.2
≥1 dose Hep B	124	100.0
≥2 doses Hep B	114	91.9
≥1 dose PCV	121	97.6

≤ 5 Months of Age		
Children in USIIS born between 1/2/2019 and 7/1/2019		
	Total	%
Tooele County Health District	276	-
≥2 doses DTaP	123	44.6
≥2 doses Polio	123	44.6
≥2 doses Hib	122	44.2
≥2 doses Hep B	257	93.1
≥2 doses PCV	122	44.2

≤ 13 Months of Age		
Children in USIIS born between 6/2/2018 and 7/1/2019		
	Total	%
Tooele County Health District	842	-
≥3 doses DTaP	457	54.3
≥2 doses Polio	655	77.8
≥1 dose MMR	40	4.8
≥2 doses Hib	655	77.8
≥3 doses Hib	424	50.4
≥2 doses Hep B	805	95.6
≥3 doses Hep B	544	64.6
≥1 dose Varicella	33	3.9
≥3 doses PCV	449	53.3

< 19 Months of Age		
Children in USIIS born between 12/2/2017 and 7/1/2019		
	Total	%
Tooele County Health District	1,370	-
≥3 doses DTaP	917	66.9
≥4 doses DTaP	191	13.9
≥3 doses Polio	912	66.6
≥1 dose MMR	468	34.2
≥3 doses Hib	878	64.1
≥1 dose Hib	1,360	99.3
≥3 doses Hep B	1,004	73.3
≥1 dose Varicella	447	32.6
≥3 doses PCV	908	66.3
≥4 doses PCV	318	23.2
4:3:1	190	13.9
4:3:1:3	189	13.8
4:3:1:4	183	13.4
4:3:1:3:3	183	13.4
4:3:1:0:3	184	13.4
4:3:1:4:3	172	12.6
4:3:1:3:3:1	182	13.3
4:3:1:0:3:1	183	13.4
4:3:1:4:3:1	171	12.5

<24 Months of Age		
Children in USIS born between 7/2/2017 and 7/1/2019		
	Total	%
Tooele County Health District	1,869	-
≥3 doses DTaP	1,377	73.7
≥4 doses DTaP	556	29.7
≥3 doses Polio	1,368	73.2
≥1 dose MMR	910	48.7
≥3 doses Hib	1,329	71.1
≥1 dose Hib	1,855	99.3
≥3 doses Hep B	1,459	78.1
≥1 dose Varicella	889	47.6
≥3 doses PCV	1,362	72.9
≥4 doses PCV	704	37.7
4:3:1	551	29.5
4:3:1:3	548	29.3
4:3:1:4	534	28.6
4:3:1:3:3	535	28.6
4:3:1:0:3	538	28.8
4:3:1:4:3	491	26.3
4:3:1:3:3:1	533	28.5
4:3:1:0:3:1	536	28.7
4:3:1:4:3:1	490	26.2
4:3:1:3:3:1:4	519	27.8

24 - 35 Months of Age		
Children in USIS born between 7/2/2016 and 7/1/2017		
	Total	%
Tooele County Health District	1,114	-
≥3 doses DTaP	1,034	92.8
≥4 doses DTaP	924	82.9
≥3 doses Polio	1,028	92.3
≥1 dose MMR	1,022	91.7
≥3 doses Hib	1,024	91.9
≥1 dose Hib	1,101	98.8
≥3 doses Hep B	1,020	91.6
Hep B birth dose	968	86.9
≥1 dose Varicella	1,012	90.8
≥3 doses PCV	1,021	91.7
≥4 doses PCV	913	82.0
≥2 doses Hep A	825	74.1
≥1 dose Rotavirus	1,030	92.5
4:3:1	916	82.2
4:3:1:3	912	81.9
4:3:1:4	875	78.5
4:3:1:3:3	897	80.5
4:3:1:0:3:1	893	80.2
4:3:1:3:3:1	891	80.0
4:3:1:4:3:1	802	72.0
4:3:1:0:3:1:4	858	77.0
4:3:1:3:3:1:4	858	77.0

12 - 17 Years of Age		
Children in USIIS born between 7/2/2001 and 7/1/2007		
	Total	%
Tooele County Health District	9,956	-
1 HPV	5,082	51.0
2 HPV	3,049	30.6
3 HPV	1,236	12.4
HPV UTD	3,008	30.2
Female Total		Female %
Tooele County Health District	4,797	-
1 HPV	2,548	53.1
2 HPV	1,601	33.4
3 HPV	689	14.4
HPV UTD	1,581	33.0
Male Total		Male %
Tooele County Health District	5,097	-
1 HPV	2,508	49.2
2 HPV	1,436	28.2
3 HPV	542	10.6
HPV UTD	1,415	27.8

16 - 18 Years of Age		
Children in USIIS born between 7/2/2000 and 7/1/2003		
	Total	%
Tooele County Health District	3,188	-
≥2 doses MenACWY	524	16.4
≥1 dose MenB	429	13.5

≤18 Years of Age		
Children in USIIS born after 7/2/2000		
	Total	%
Tooele County Health District	27,593	-
≥1 dose Influenza in lifetime	19,744	71.6
≥1 dose Influenza last flu season*	8,021	29.1

* Last flu season between 7/1/2018 and 6/30/2019.

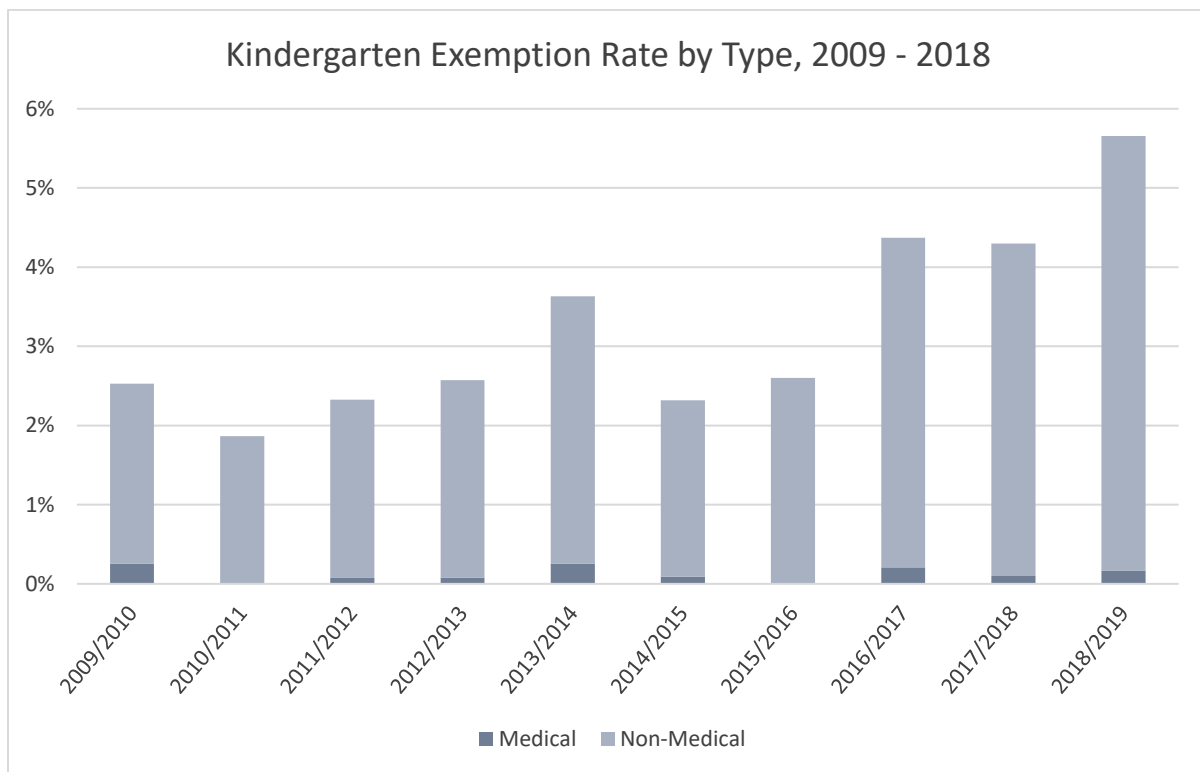
12 - 17 Years of Age		
Children in USIIS born between 7/2/2001 and 7/1/2007		
	Total	%
Tooele County Health District	9,956	-
≥1 dose MenACWY	6,669	67.0
≥1 dose Tdap	6,845	68.8
≥1 dose Varicella	8,494	85.3
≥2 doses Varicella	6,648	66.8

Immunization Status of Students by School District 2018

	Tooele		Charter Schools		Private Schools	
	Adequately Immunized (%)	Total Exempt (%)	Adequately Immunized (%)	Total Exempt (%)	Adequately Immunized (%)	Total Exempt (%)
Kindergarten School Entry	92.5	5.5	89.1	6.6	100.0	0.0
Two doses of MMR (K-12)	96.8	3.1	95.5	4.2	98.4	0.5
7th Grade School Entry	88.4	3.2	86.7	6.2	-	-

Immunization Status of Children in Child Care 2018

	Adequate Immunized (%)	Total Exemptions (%)
Licensed Child Care Facilities	96.7	1.1
Head Start Centers	-	-



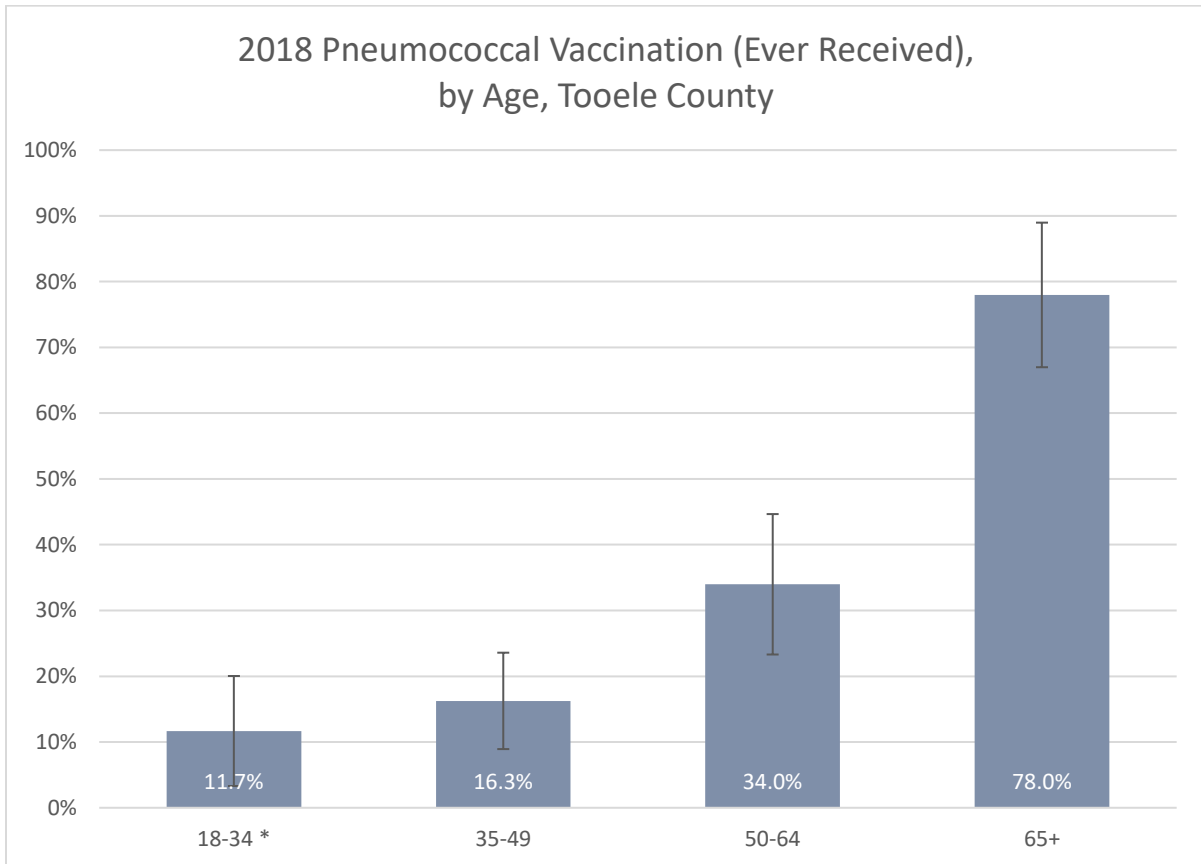
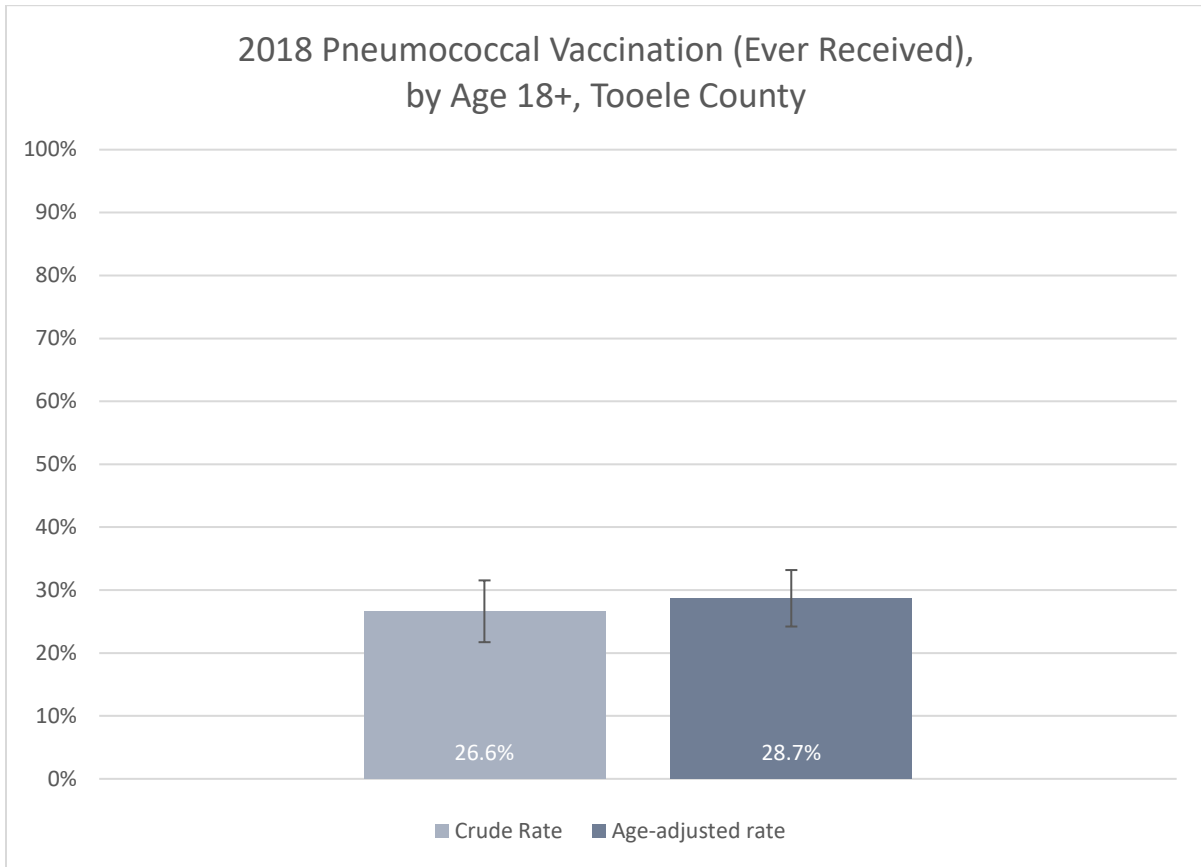
This health district has one or more online schools, which accept students throughout the state. The online school(s) has been excluded from this district and its information has been combined with all the online schools in the state. See page 110 for this information.

≥19 Years of Age		
Adults in USIIS born on or before 7/1/2000		
	Total	%
Tooele County Health District	54,141	-
≥1 dose Influenza in lifetime	33,876	62.6
≥1 dose Influenza last season*	12,878	23.8
≥1 dose Tdap	24,690	45.6
≥1 dose Varicella	6,060	11.2
≥1 dose HPV	4,227	7.8
≥1 dose Zoster**	1,229	6.7
≥1 dose MMR	19,981	36.9
≥1 dose PCV	6,501	12.0
≥1 dose PPSV23***	7,689	82.4
≥1 dose Hep A	16,649	30.8
≥1 dose Hep B	18,548	34.3
≥1 dose MenACWY	6,022	11.1
≥1 dose MenB	608	1.1
≥1 dose Hib	13,249	24.5

* Last flu season between 7/1/2018 and 6/30/2019.

** Zoster vaccination only available to adults age 50+. This measure reports only the percentage of adults age 50+ who are vaccinated with the Zoster vaccine.

*** PPSV23 vaccination only recommended for adults age 65+. This measure reports only the percentage of adults age 65+ who are vaccinated with PPSV23.



Data Source: BRFSS, Utah, 2018, crude and age-adjusted rates (Ref 2).

* Does not meet UDOH standards for reliability.

