



≤ 3 Months of Age

Children in USIIS born between
3/2/2019 and 7/1/2019

	Total	%
Summit County Health District	40	-
≥1 dose DTaP	39	97.5
≥1 dose Polio	39	97.5
≥1 dose Hib	38	95.0
≥1 dose Hep B	39	97.5
≥2 doses Hep B	30	75.0
≥1 dose PCV	38	95.0

≤ 5 Months of Age

Children in USIIS born between
1/2/2019 and 7/1/2019

	Total	%
Summit County Health District	104	-
≥2 doses DTaP	52	50.0
≥2 doses Polio	52	50.0
≥2 doses Hib	53	51.0
≥2 doses Hep B	87	83.7
≥2 doses PCV	54	51.9

≤ 13 Months of Age

Children in USIIS born between
6/2/2018 and 7/1/2019

	Total	%
Summit County Health District	350	-
≥3 doses DTaP	191	54.6
≥2 doses Polio	271	77.4
≥1 dose MMR	30	8.6
≥2 doses Hib	274	78.3
≥3 doses Hib	186	53.1
≥2 doses Hep B	309	88.3
≥3 doses Hep B	179	51.1
≥1 dose Varicella	2	0.6
≥3 doses PCV	182	52.0

< 19 Months of Age

Children in USIIS born between
12/2/2017 and 7/1/2019

	Total	%
Summit County Health District	546	-
≥3 doses DTaP	360	65.9
≥4 doses DTaP	67	12.3
≥3 doses Polio	342	62.6
≥1 dose MMR	183	33.5
≥3 doses Hib	353	64.7
≥1 dose Hib	538	98.5
≥3 doses Hep B	335	61.4
≥1 dose Varicella	86	15.8
≥3 doses PCV	350	64.1
≥4 doses PCV	143	26.2
4:3:1	65	11.9
4:3:1:3	65	11.9
4:3:1:4	63	11.5
4:3:1:3:3	62	11.4
4:3:1:0:3	62	11.4
4:3:1:4:3	52	9.5
4:3:1:3:3:1	60	11.0
4:3:1:0:3:1	60	11.0
4:3:1:4:3:1	50	9.2

<24 Months of Age		
Children in USIS born between 7/2/2017 and 7/1/2019		
	Total	%
Summit County Health District	739	-
≥3 doses DTaP	538	72.8
≥4 doses DTaP	202	27.3
≥3 doses Polio	515	69.7
≥1 dose MMR	348	47.1
≥3 doses Hib	527	71.3
≥1 dose Hib	729	98.6
≥3 doses Hep B	494	66.8
≥1 dose Varicella	232	31.4
≥3 doses PCV	528	71.4
≥4 doses PCV	288	39.0
4:3:1	194	26.3
4:3:1:3	193	26.1
4:3:1:4	182	24.6
4:3:1:3:3	179	24.2
4:3:1:0:3	180	24.4
4:3:1:4:3	167	22.6
4:3:1:3:3:1	176	23.8
4:3:1:0:3:1	177	24.0
4:3:1:4:3:1	164	22.2
4:3:1:3:3:1:4	168	22.7

24 - 35 Months of Age		
Children in USIS born between 7/2/2016 and 7/1/2017		
	Total	%
Summit County Health District	468	-
≥3 doses DTaP	440	94.0
≥4 doses DTaP	373	79.7
≥3 doses Polio	422	90.2
≥1 dose MMR	408	87.2
≥3 doses Hib	439	93.8
≥1 dose Hib	463	98.9
≥3 doses Hep B	390	83.3
Hep B birth dose	348	74.4
≥1 dose Varicella	396	84.6
≥3 doses PCV	436	93.2
≥4 doses PCV	374	79.9
≥2 doses Hep A	304	65.0
≥1 dose Rotavirus	439	93.8
4:3:1	353	75.4
4:3:1:3	353	75.4
4:3:1:4	337	72.0
4:3:1:3:3	327	69.9
4:3:1:0:3:1	326	69.7
4:3:1:3:3:1	326	69.7
4:3:1:4:3:1	305	65.2
4:3:1:0:3:1:4	313	66.9
4:3:1:3:3:1:4	313	66.9

12 - 17 Years of Age		
Children in USIIS born between 7/2/2001 and 7/1/2007		
	Total	%
Summit County Health District	5,467	-
1 HPV	2,738	50.1
2 HPV	1,789	32.7
3 HPV	657	12.0
HPV UTD	1,737	31.8
Female Total		Female %
Summit County Health District	2,592	-
1 HPV	1,350	52.1
2 HPV	913	35.2
3 HPV	357	13.8
HPV UTD	887	34.2
Male Total		Male %
Summit County Health District	2,809	-
1 HPV	1,359	48.4
2 HPV	864	30.8
3 HPV	298	10.6
HPV UTD	838	29.8

16 - 18 Years of Age		
Children in USIIS born between 7/2/2000 and 7/1/2003		
	Total	%
Summit County Health District	1,859	-
≥2 doses MenACWY	154	8.3
≥1 dose MenB	40	2.2

≤18 Years of Age		
Children in USIIS born after 7/2/2000		
	Total	%
Summit County Health District	13,542	-
≥1 dose Influenza in lifetime	9,776	72.2
≥1 dose Influenza last flu season*	4,737	35.0

* Last flu season between 7/1/2018 and 6/30/2019.

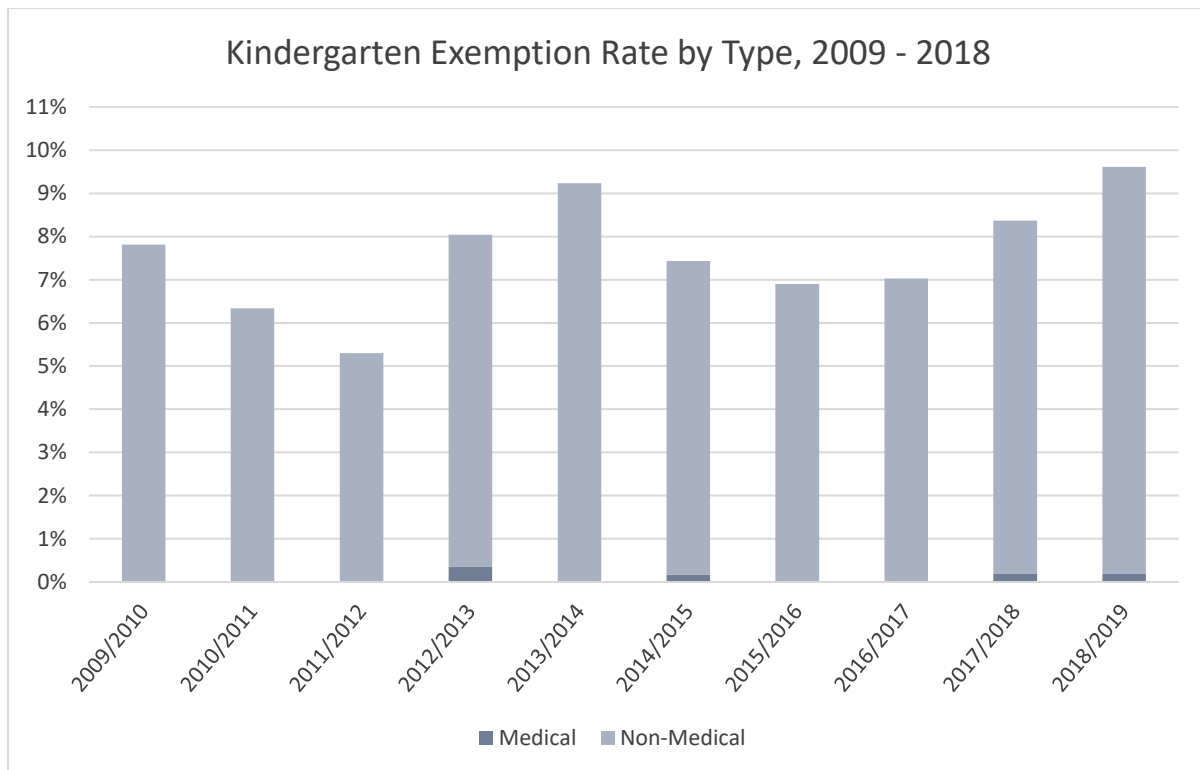
12 - 17 Years of Age		
Children in USIIS born between 7/2/2001 and 7/1/2007		
	Total	%
Summit County Health District	5,467	-
≥1 dose MenACWY	3,743	68.5
≥1 dose Tdap	3,775	69.1
≥1 dose Varicella	4,742	86.7
≥2 doses Varicella	4,049	74.1

Immunization Status of Students by School District 2018

	North Summit		Park City		South Summit		Charter Schools		Private Schools	
	Adequately Immun. (%)	Total Exempt (%)	Adequately Immun. (%)	Total Exempt (%)	Adequately Immun. (%)	Total Exempt (%)	Adequately Immun. (%)	Total Exempt (%)	Adequately Immun. (%)	Total Exempt (%)
Kindergarten School Entry	91.7	3.6	87.5	8.3	85.2	9.8	81.0	19.0	62.5	37.5
Two doses of MMR (K-12)	97.5	2.5	94.4	5.5	95.1	3.5	88.9	11.0	96.3	3.7
7th Grade School Entry	79.3	11.0	82.6	9.2	88.4	4.3	81.4	13.6	94.4	2.8

Immunization Status of Children in Child Care 2018

	Adequate Immunized (%)	Total Exemptions (%)
Licensed Child Care Facilities	89.7	6.7
Head Start Centers	-	-

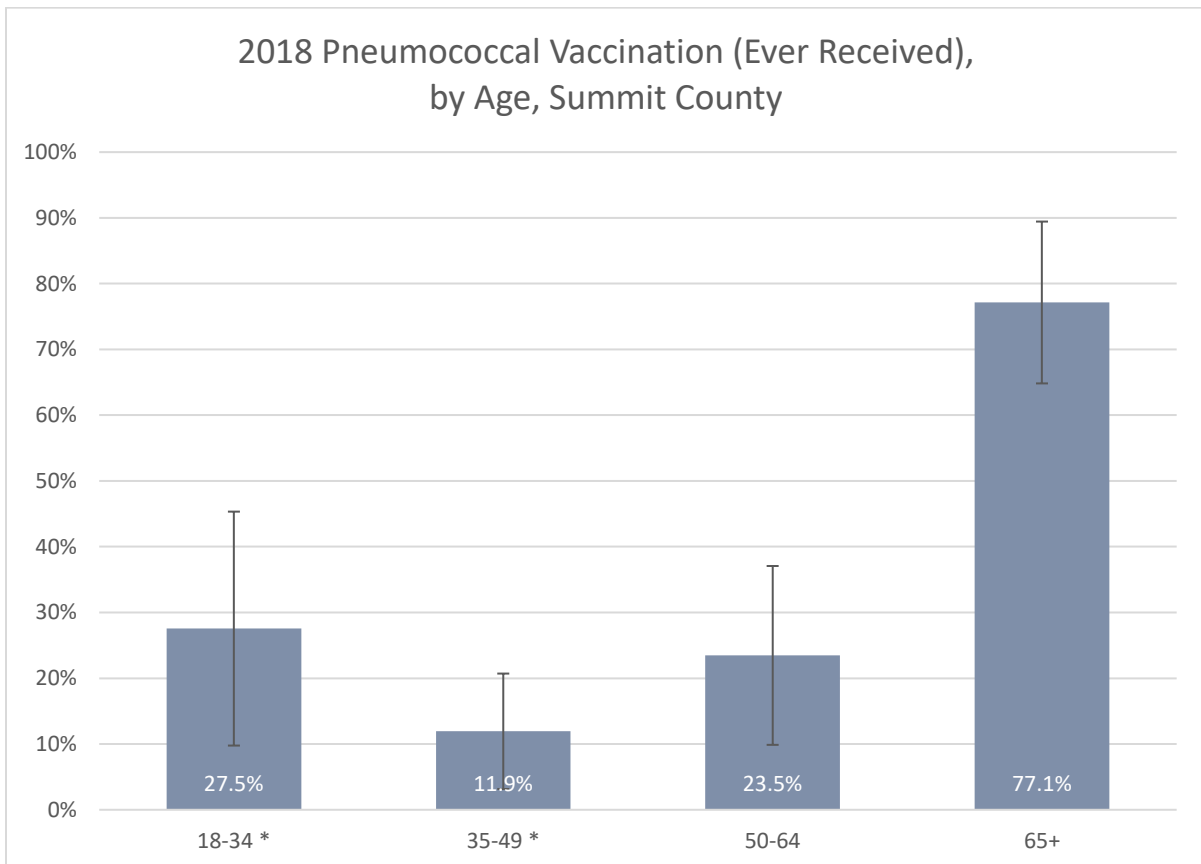
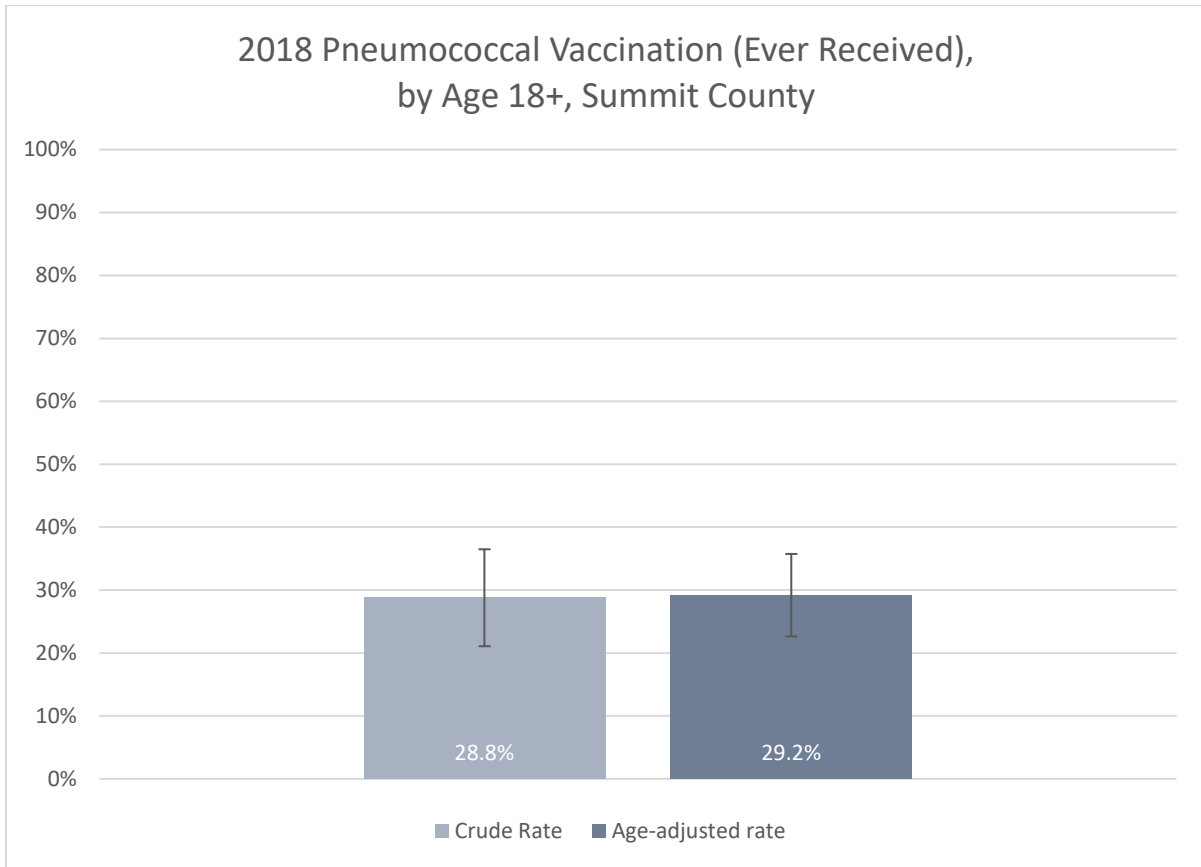


≥19 Years of Age		
Adults in USIIS born on or before 7/1/2000		
	Total	%
Summit County Health District	38,537	-
≥1 dose Influenza in lifetime	24,509	63.6
≥1 dose Influenza last season*	12,066	31.3
≥1 dose Tdap	19,354	50.2
≥1 dose Varicella	3,977	10.3
≥1 dose HPV	2,550	6.6
≥1 dose Zoster**	2,455	14.2
≥1 dose MMR	9,681	25.1
≥1 dose PCV	5,416	14.1
≥1 dose PPSV23***	4,160	55.4
≥1 dose Hep A	12,222	31.7
≥1 dose Hep B	11,562	30.0
≥1 dose MenACWY	4,435	11.5
≥1 dose MenB	217	0.6
≥1 dose Hib	5,950	15.4

* Last flu season between 7/1/2018 and 6/30/2019.

** Zoster vaccination only available to adults age 50+. This measure reports only the percentage of adults age 50+ who are vaccinated with the Zoster vaccine.

*** PPSV23 vaccination only recommended for adults age 65+. This measure reports only the percentage of adults age 65+ who are vaccinated with PPSV23.



Data Source: BRFSS, Utah, 2018, crude and age-adjusted rates (Ref 2).

* Use caution in interpreting; the estimate has a coefficient of variation >30% and is deemed unreliable by UDOH standards.

