



≤ 3 Months of Age		
Children in USIIS born between 3/2/2019 and 7/1/2019		
	Total	%
San Juan County Health District	3	-
≥1 dose DTaP	3	100.0
≥1 dose Polio	3	100.0
≥1 dose Hib	3	100.0
≥1 dose Hep B	3	100.0
≥2 doses Hep B	3	100.0
≥1 dose PCV	3	100.0

≤ 5 Months of Age		
Children in USIIS born between 1/2/2019 and 7/1/2019		
	Total	%
San Juan County Health District	23	-
≥2 doses DTaP	16	69.6
≥2 doses Polio	16	69.6
≥2 doses Hib	16	69.6
≥2 doses Hep B	22	95.7
≥2 doses PCV	16	69.6

≤ 13 Months of Age		
Children in USIIS born between 6/2/2018 and 7/1/2019		
	Total	%
San Juan County Health District	113	-
≥3 doses DTaP	46	40.7
≥2 doses Polio	89	78.8
≥1 dose MMR	3	2.7
≥2 doses Hib	88	77.9
≥3 doses Hib	46	40.7
≥2 doses Hep B	106	93.8
≥3 doses Hep B	64	56.6
≥1 dose Varicella	4	3.5
≥3 doses PCV	42	37.2

< 19 Months of Age		
Children in USIIS born between 12/2/2017 and 7/1/2019		
	Total	%
San Juan County Health District	192	-
≥3 doses DTaP	113	58.9
≥4 doses DTaP	16	8.3
≥3 doses Polio	113	58.9
≥1 dose MMR	50	26.0
≥3 doses Hib	110	57.3
≥1 dose Hib	190	99.0
≥3 doses Hep B	134	69.8
≥1 dose Varicella	49	25.5
≥3 doses PCV	108	56.3
≥4 doses PCV	30	15.6
4:3:1	14	7.3
4:3:1:3	13	6.8
4:3:1:4	9	4.7
4:3:1:3:3	13	6.8
4:3:1:0:3	14	7.3
4:3:1:4:3	9	4.7
4:3:1:3:3:1	12	6.3
4:3:1:0:3:1	13	6.8
4:3:1:4:3:1	8	4.2

<24 Months of Age		
Children in USIIS born between 7/2/2017 and 7/1/2019		
	Total	%
San Juan County Health District	282	-
≥3 doses DTaP	182	64.5
≥4 doses DTaP	58	20.6
≥3 doses Polio	183	64.9
≥1 dose MMR	117	41.5
≥3 doses Hib	176	62.4
≥1 dose Hib	278	98.6
≥3 doses Hep B	210	74.5
≥1 dose Varicella	113	40.1
≥3 doses PCV	175	62.1
≥4 doses PCV	79	28.0
4:3:1	56	19.9
4:3:1:3	55	19.5
4:3:1:4	49	17.4
4:3:1:3:3	54	19.1
4:3:1:0:3	55	19.5
4:3:1:4:3	35	12.4
4:3:1:3:3:1	51	18.1
4:3:1:0:3:1	52	18.4
4:3:1:4:3:1	33	11.7
4:3:1:3:3:1:4	46	16.3

24 - 35 Months of Age		
Children in USIIS born between 7/2/2016 and 7/1/2017		
	Total	%
San Juan County Health District	201	-
≥3 doses DTaP	167	83.1
≥4 doses DTaP	131	65.2
≥3 doses Polio	163	81.1
≥1 dose MMR	169	84.1
≥3 doses Hib	162	80.6
≥1 dose Hib	200	99.5
≥3 doses Hep B	176	87.6
Hep B birth dose	174	86.6
≥1 dose Varicella	168	83.6
≥3 doses PCV	165	82.1
≥4 doses PCV	131	65.2
≥2 doses Hep A	103	51.2
≥1 dose Rotavirus	175	87.1
4:3:1	129	64.2
4:3:1:3	128	63.7
4:3:1:4	119	59.2
4:3:1:3:3	126	62.7
4:3:1:0:3:1	127	63.2
4:3:1:3:3:1	126	62.7
4:3:1:4:3:1	93	46.3
4:3:1:0:3:1:4	117	58.2
4:3:1:3:3:1:4	116	57.7

12 - 17 Years of Age		
Children in USIIS born between 7/2/2001 and 7/1/2007		
	Total	%
San Juan County Health District	2,205	-
1 HPV	1,152	52.2
2 HPV	722	32.7
3 HPV	291	13.2
HPV UTD	709	32.2
	Female Total	Female %
San Juan County Health District	1,084	-
1 HPV	598	55.2
2 HPV	406	37.5
3 HPV	178	16.4
HPV UTD	397	36.6
	Male Total	Male %
San Juan County Health District	1,113	-
1 HPV	552	49.6
2 HPV	315	28.3
3 HPV	112	10.1
HPV UTD	311	27.9

16 - 18 Years of Age		
Children in USIIS born between 7/2/2000 and 7/1/2003		
	Total	%
San Juan County Health District	740	-
≥2 doses MenACWY	105	14.2
≥1 dose MenB	40	5.4

≤18 Years of Age		
Children in USIIS born after 7/2/2000		
	Total	%
San Juan County Health District	5,748	-
≥1 dose Influenza in lifetime	3,613	62.9
≥1 dose Influenza last flu season*	1,290	22.4

* Last flu season between 7/1/2018 and 6/30/2019.

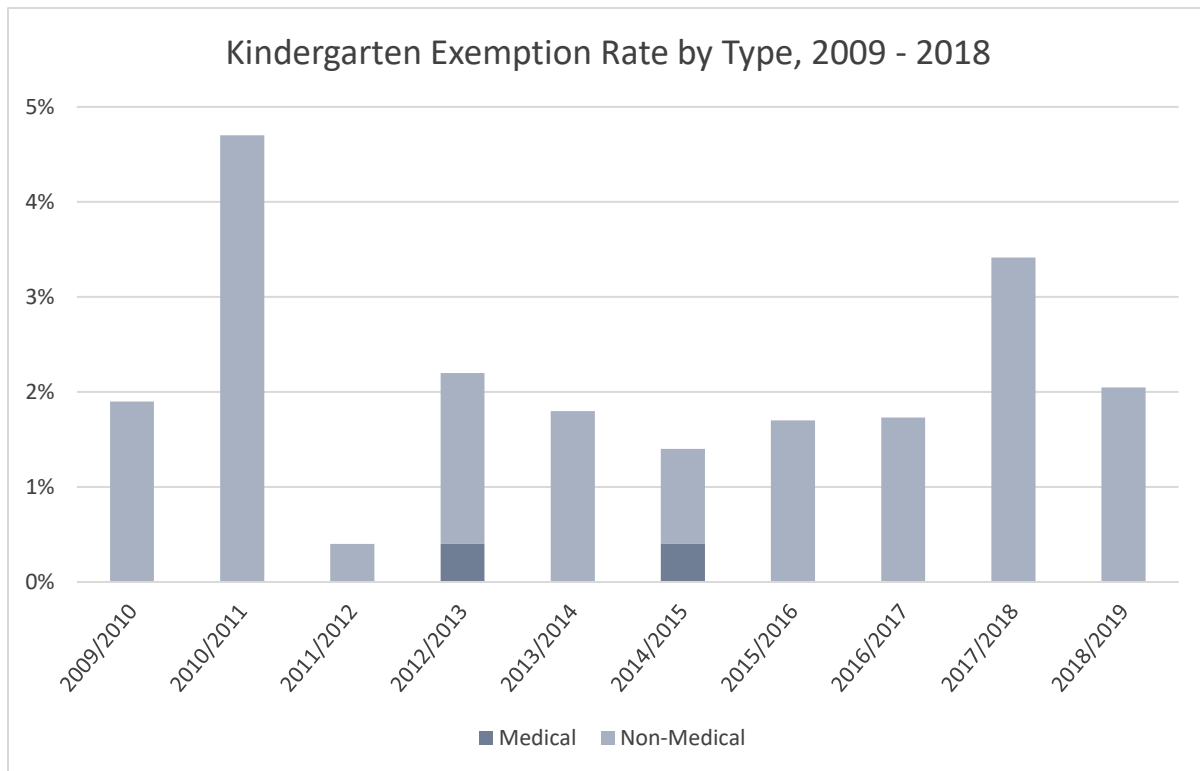
12 - 17 Years of Age		
Children in USIIS born between 7/2/2001 and 7/1/2007		
	Total	%
San Juan County Health District	2,205	-
≥1 dose MenACWY	1,468	66.6
≥1 dose Tdap	1,526	69.2
≥1 dose Varicella	2,001	90.7
≥2 doses Varicella	1,764	80.0

Immunization Status of Students by School District 2018

	San Juan		Charter Schools		Private Schools	
	Adequately Immunized (%)	Total Exempt (%)	Adequately Immunized (%)	Total Exempt (%)	Adequately Immunized (%)	Total Exempt (%)
Kindergarten School Entry	85.0	2.2	-	-	100.0	0.0
Two doses of MMR (K-12)	95.4	2.3	-	-	100.0	0.0
7th Grade School Entry	85.4	1.6	-	-	-	-

Immunization Status of Children in Child Care 2018

	Adequate Immunized (%)	Total Exemptions (%)
Licensed Child Care Facilities	80.5	0.0
Head Start Centers	-	-

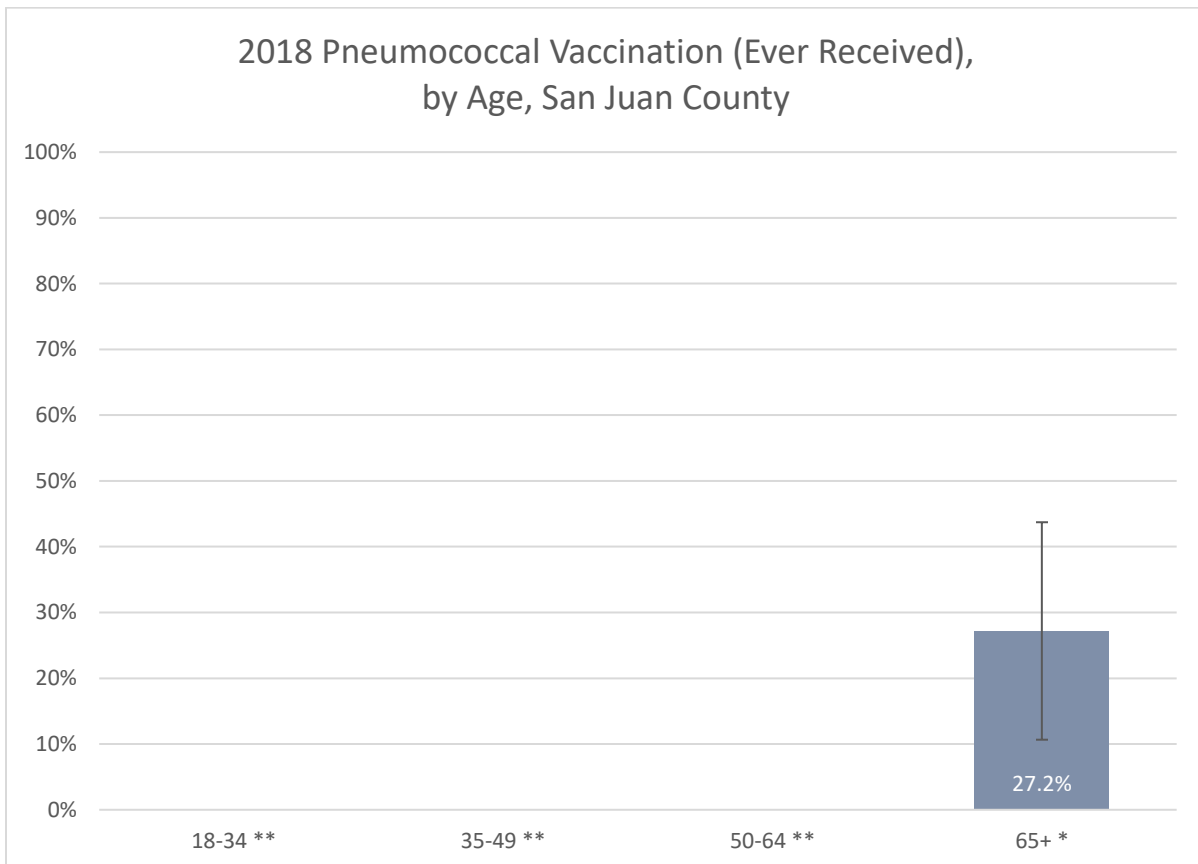
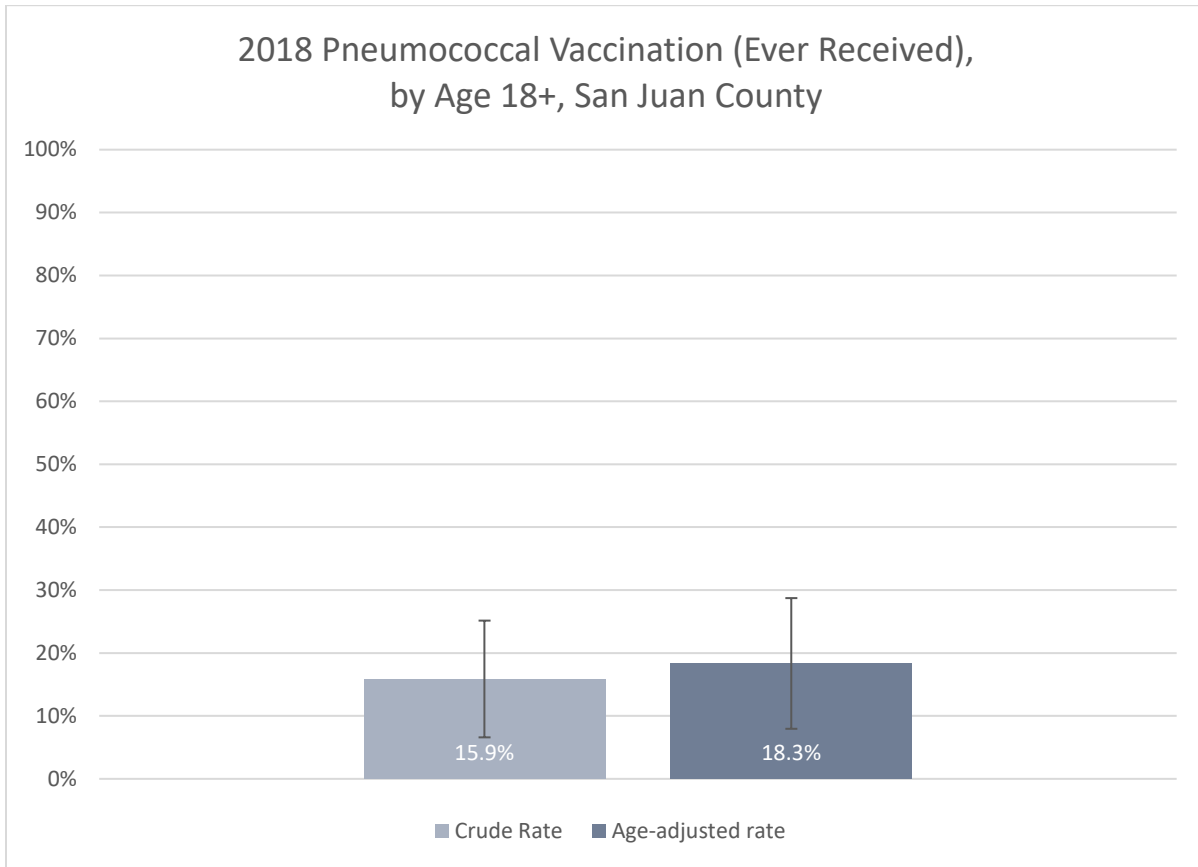


≥19 Years of Age		
Adults in USIIS born on or before 7/1/2000		
	Total	%
San Juan County Health District	11,137	-
≥1 dose Influenza in lifetime	8,268	74.2
≥1 dose Influenza last season*	2,682	24.1
≥1 dose Tdap	5,902	53.0
≥1 dose Varicella	1,413	12.7
≥1 dose HPV	1,255	11.3
≥1 dose Zoster**	194	4.2
≥1 dose MMR	3,429	30.8
≥1 dose PCV	1,090	9.8
≥1 dose PPSV23***	1,820	70.8
≥1 dose Hep A	4,878	43.8
≥1 dose Hep B	5,374	48.3
≥1 dose MenACWY	2,135	19.2
≥1 dose MenB	12	0.1
≥1 dose Hib	2,909	26.1

* Last flu season between 7/1/2018 and 6/30/2019.

** Zoster vaccination only available to adults age 50+. This measure reports only the percentage of adults age 50+ who are vaccinated with the Zoster vaccine.

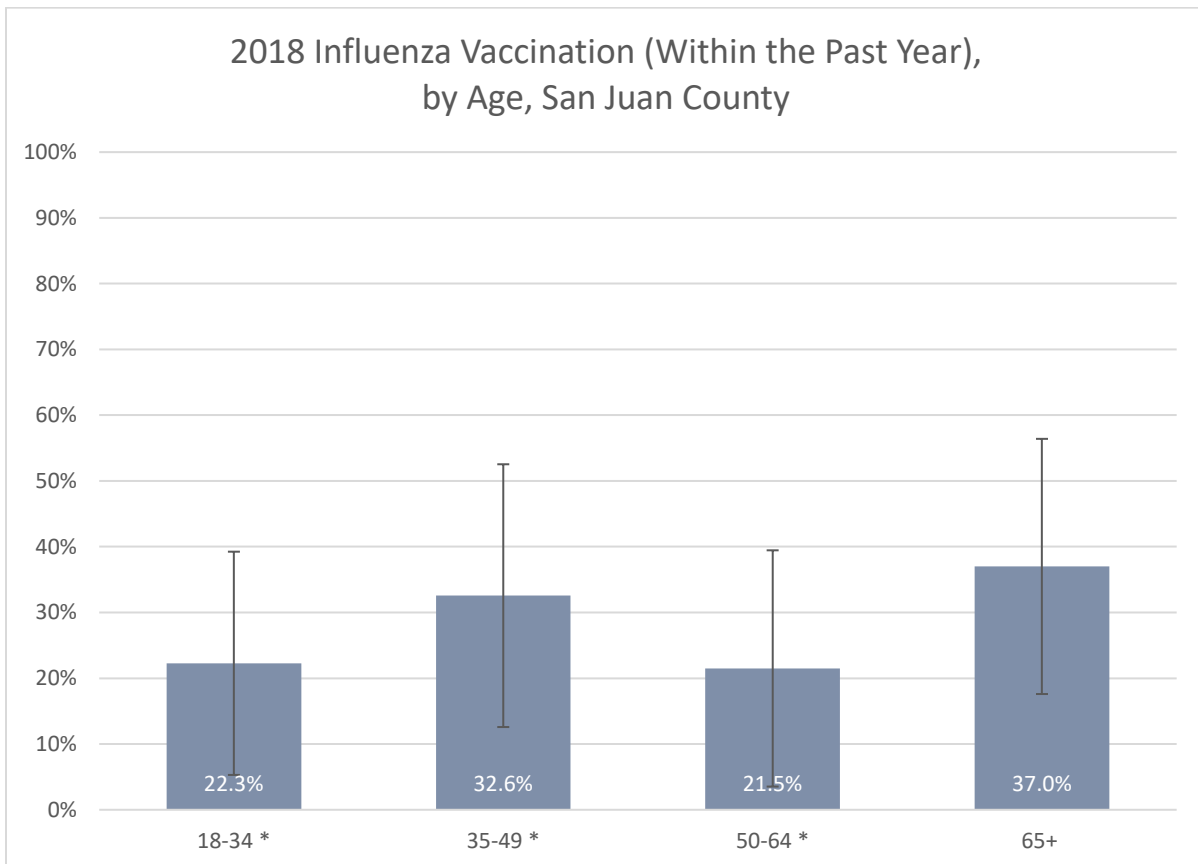
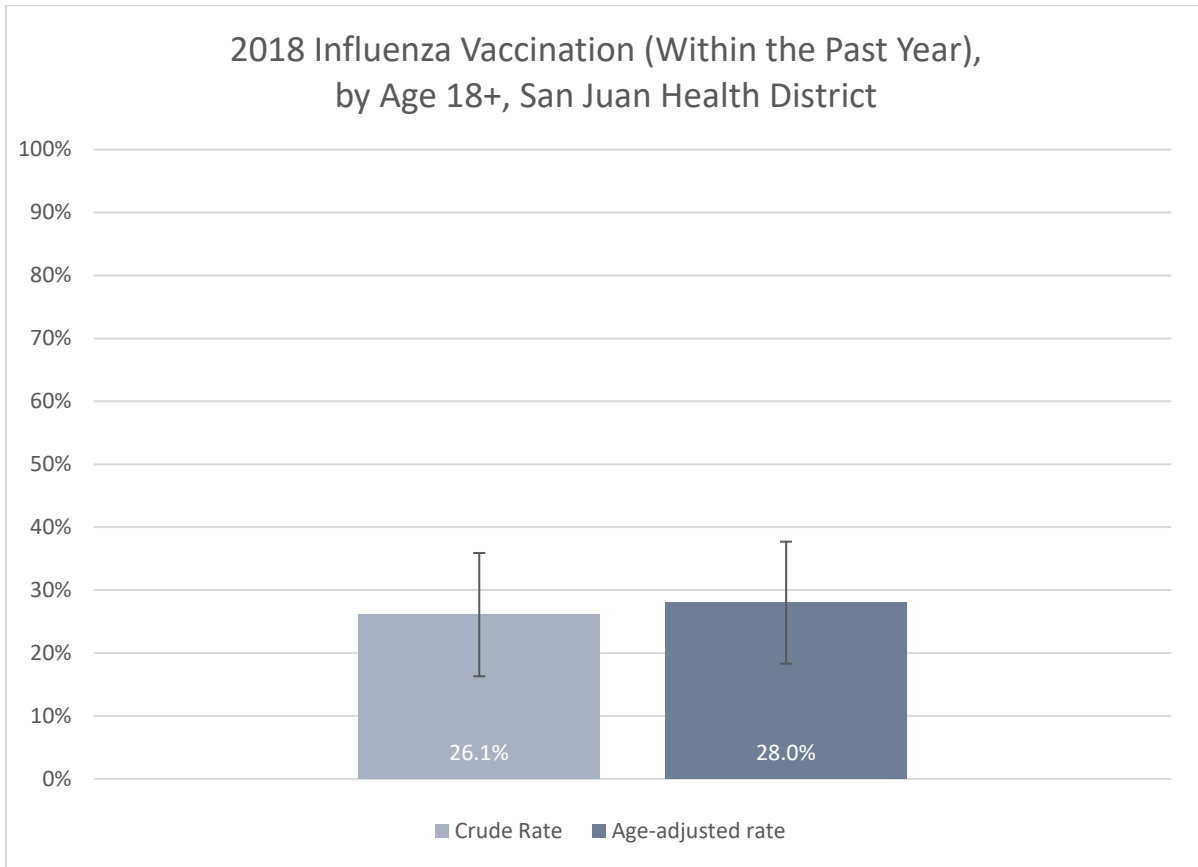
*** PPSV23 vaccination only recommended for adults age 65+. This measure reports only the percentage of adults age 65+ who are vaccinated with PPSV23.



Data Source: BRFSS, Utah, 2018, crude and age-adjusted rates (Ref 2).

* Use caution in interpreting; the estimate has a coefficient of variation >30% and is deemed unreliable by UDOH standards.

** The estimate has been suppressed because 1) The relative standard error is greater than 50% 2) the observed number of events is very small and not appropriate for publication, or 3) it could be used to calculate the number in a suppressed cell.



Data Source: BRFSS, Utah, 2018, crude and age-adjusted rates (Ref 2).

* Use caution in interpreting; the estimate has a coefficient of variation >30% and is deemed unreliable by UDOH standards.